


AlphaToons Mini Book Set


Assembly: Reproduce the AlphaToon mini book covers on bond. Place several sheets of paper behind the cover and staple on the side where indicated. Cut around on the dotted line. After brainstorming with the teacher, looking at alphabet books or other introductory activities, children draw and label pictures in their mini books. Some students may need help with labeling their pictures.

Place the completed books in each child's individual collection for familiar reading.


Developed by Cherry Carl and Illustrated by Ron Leishman
Images©Toonaday.com/Toonclipart.com




My Aa Book



My Aa Book



My Bb Book




My Bb Book




My Cc Book



My Cc Book



My Dd Book




My Dd Book




My Ee Book



My Ee Book



My Ff Book




My Ff Book




My Gg Book




My Gg Book



My Hh Book




My Hh Book




My Ii Book



My Ii Book



My Jj Book




My Jj Book




My Kk Book




My Kk Book




My LI Book



My LI Book



My Mm Book




My Mm Book




My Nn Book



My Nn Book



My Oo Book



My Oo Book



My Pp Book



My Pp Book



My Qq Book




My Qq Book




My Rr Book



My Rr Book



My Ss Book



My Ss Book



My Tt Book



My Tt Book



My Uu Book



My Uu Book



My Vv Book




My Vv Book




My Ww Book



My Ww Book



My Xx Book



My Xx Book




My Yy Book



My Yy Book



My Zz Book



My Zz Book