


Pick a Pumpkin! Alphabet Match




Directions:

Reproduce the materials onto card stock and laminate for durability. Attach the label above and the graphic on the left to the folder or envelope that will store the materials. Children match the "pumpkin pie pilgrims" with the appropriate pumpkin.




Pick a Pumpkin!



Cherry Carl/Artwork: www.art4crafts.com




Pick a Pumpkin!

Cherry Carl/Artwork: www.art4crafts.com









Pick a Pumpkin!


Cherry Carl/Artwork: www.art4crafts.com



Pick a Pumpkin!

Cherry Carl/Artwork: www.art4crafts.com









Pick a Pumpkin!


Cherry Carl/Artwork: www.art4crafts.com



Pick a Pumpkin!

Cherry Carl/Artwork: www.art4crafts.com






Pick a Pumpkin!

Cherry Carl/Artwork: www.art4crafts.com



Pick a Pumpkin!


Cherry Carl/Artwork: www.art4crafts.com






Pick a Pumpkin!


Cherry Carl/Artwork: www.art4crafts.com



Pick a Pumpkin!

Cherry Carl/Artwork: www.art4crafts.com










Pick a Pumpkin!

Cherry Carl/Artwork: www.art4crafts.com



Pick a Pumpkin!


Cherry Carl/Artwork: www.art4crafts.com





Pick a Pumpkin!

Cherry Carl/Artwork: www.art4crafts.com



Pick a Pumpkin!


Cherry Carl/Artwork: www.art4crafts.com





Pick a Pumpkin!


Cherry Carl/Artwork: www.art4crafts.com



Pick a Pumpkin!


Cherry Carl/Artwork: www.art4crafts.com





Pick a Pumpkin!

Cherry Carl/Artwork: www.art4crafts.com



Pick a Pumpkin!

Cherry Carl/Artwork: www.art4crafts.com

