

Go Fish Game IV

Note to the teacher:

Duplicate the 32 *Go Fish Game IV* cards on card stock and laminate for durability. Be sure to play this game with your kindergarteners in small groups (2 or 3) before allowing them to play independently.

The purpose of this game is practice reading "I have a___." and to make pairs following the traditional *Go Fish* rules. Give each child 6 or 7 cards and demonstrate making pairs from the cards in their hands. The first player begins the game by asking another player for a card that matches one in his/her hand. For instance: "Jill, do you have I have a little kite?" If Jill does not have that card, she tells the player to "Go fish" from the extra cards. If she does have that card in her hand, she gives it to the player and the next child takes a turn.

The winner is the one with the most pairs or the first one out of cards. It's up to the teacher. Children just love to play and to count the number of cards they accumulate during a game.



I have a little kite.



I have a little kite.



I have a little ladybug.



I have a little ladybug.



I have a little bird.



I have a little bird.



I have a little present.




I have a little present.




I have a little balloon.



I have a little balloon.



I have a little flower.



I have a little flower.



I have a little book.



I have a little book.



I have a little pot of gold.




I have a little pot of gold.




I have a little pencil.



I have a little pencil.




I have a little pencil.




I have a little pencil.




I have a little book.



I have a little book.



I have a little desk.



I have a little desk.



I have a little star.




I have a little star.




I have a little candle.




I have a little candle.



I have a little flag.



I have a little flag.



I have a little heart.



I have a little heart.