

Name: _____

Find and Circle

that	are	do
that she	are at	to do
he that	am are	do are
that that	are are	do do
that the	are at	to do

Name: _____

Trace

that

are

do

that

are

do

that

are

do

that

are

do

that


are

do

Name: _____

Read, Cut and Paste


They do like bananas.	
They do like apples.	
They do like bananas.	
They do like that tree.	



Name: _____

Read, Cut and Paste

We are friends.	
They are in that tree.	
We do like blue.	
I do love that school!	



Name: _____

Read, Draw and Color



They do like bananas.

They do like apples.

They do like bananas.

They do like trees.

Name: _____

Read, Draw and Color



We are friends.

We are in the trees.

We do like blue.

I do love school!

Pocket Chart Matching Activity I

Do I have **7 yellow** bananas?



Do I have that little **red** apple?



Do I have that big **red** apple?



Do I have **1 yellow** banana?



We are in that **green** tree.




Do you see that **blue** pencil?



Do you see my **yellow** star?



Do you see that **brown**
monkey?



Build a Sentence

Pocket Chart Rebus Activity

Note to the teacher:

Duplicate the words and pictures on card stock and laminate for durability. Allow children to build and read sentences in the pocket chart. Add words and pictures to the selection each week to change the activity as vocabulary recognition grows. Color word cards are included for differentiated instruction.

Options: Duplicate a set for each child to take home for word building practice. Have the students build, record and illustrate their own sentences. Add thematic pictures when appropriate.

They

They

They

They

they

they

they

they

that

that

that

that

I

I

I

I

We

We

We

We

do

do

do

do

like

like

like


like

love

in

the

.



1

have

have

have

Do

Do

Do

Do

?

?

?

?

blue

friends

trees

apples

bananas

bananas

school

yellow

red

green

brown

little

big

red





