

Name: _____

Find and Circle

one

two

three

one she

two at

to three

he one

am two

three are

one one

two two

do three

one the

two at

three that

Name: _____

Find and Circle

four	five
one four	five at
four one	five five
four four	two five
one four	five four

Name: _____

Trace

one

two

three

one

two

three

one

two

three

one

two

three

one

two

three

Name: _____

Trace

four

five

four

five

four

five

four

five


four

five

Name: _____

Read, Cut and Paste

Do you see two dolphins?	
Do you see two whales?	
Do you see one dolphin?	
Do you see one whale?	



Name: _____

Read, Cut and Paste


Look at the three shells.	
Look at the four blue fish.	
Look at the three seahorses.	
Look at the four red crabs.	



Name: _____

Read, Cut and Paste


Here is one lighthouse.	
Here are two ice cream cones.	
Here is one lemonade.	
Here is one ice cream cone.	



Name: _____

Read, Cut and Paste

Look at four lighthouses.	
Look at three ice cream cones.	
Look at three lemonades.	
Look at four ice cream cone.	



Name: _____

Read, Draw and Color



I see two ice cream cones.

I see four lemonades.

I see one ice cream cone.

I see three lemonades.

Name: _____

Read, Draw and Color



Here are five blue shells.

Here are four red crabs.

Here are three blue fish.

Here are two whales.

Pocket Chart Matching Activity I


Do you see two dolphins?



Do you see two whales?



Do you see one dolphin?




Pocket Chart Matching Activity I


Do you see one whale?



Look at the three shells.




Look at the four blue fish.




Pocket Chart Matching Activity I

Look at the three seahorses.



Look at the four red crabs.



Here is one lighthouse.



Pocket Chart Matching Activity I

Here are two ice cream cones.



Here is one lemonade.



Here is one ice cream cone.



Pocket Chart Matching Activity I

Look at four lighthouses.



Look at three ice cream cones.



Look at three lemonades.



Pocket Chart Matching Activity I

Look at four ice cream cones.



Build a Sentence

Pocket Chart Rebus Activity

Note to the teacher:

Duplicate the words and pictures on card stock and laminate for durability. Allow children to build and read sentences in the pocket chart. Add words and pictures to the selection each week to change the activity as vocabulary recognition grows. Color word cards are included for differentiated instruction.

Options: Duplicate a set for each child to take home for word building practice. Have the students build, record and illustrate their own sentences. Add thematic pictures when appropriate.

Look

Look

Look

Look

Look

Look

Look

Look

Do

Do

Do

Do

you

you

you

you

see

see

see

see

are

are

are

.

at

at

at


at

at

at

at

at



.

is

is

is

the

the

the

the

?

?

?

?

red

blue

one

two

three

four

Here

Here

Here

Here

dolphin

dolphins

whale

whales

seahorses

fish

shells

crabs

lighthouse

lighthouses

lemonade

lemonades

lemonades

lemonades

ice cream

ice cream

cone

cone

ice cream

cones

ice cream

cones

