


Tallest or Shortest?

(Let's talk about measurement!)



Developed by Cherry Carl and Paula Peterson, 2013


Images©art4crafts.com

Tallest or Shortest?

(Suggestions for Thematic Measurement Activities)

1. Reproduce multiple copies of the mats on cardstock.
2. Laminate for durability.
3. Use as a literacy center activity to reinforce oral language and vocabulary development.
4. Encourage children to work in pairs to discuss and confirm their answers.
5. Option: measure pictures by height and/or width.
6. Option: use as a teacher directed activity in small groups or as a SMART Board® lesson.
7. Cut out and sort pictures on the empty mat provided.





Which picture is the shortest?

How tall is the shortest picture?


Which picture is the tallest?

How much taller is the tallest picture than the shortest?

How tall is the tallest picture?

Number the pictures in order from shortest to tallest.

Happy Valentine's Day!



Which picture is the tallest? _____

How tall is the shortest picture? _____

How tall is the tallest picture? _____


Which picture is the shortest? _____

How much taller is the tallest picture than the shortest? _____

Write the letters of the pictures in order from shortest to tallest. _____

How many centimeters?

(Measure each picture to the nearest centimeter.)



Shortest to Tallest Sorting Mat

