



# The ink Family Set



Written by Cherry Carl  
Illustrated by Ron Leishman  
Images©Toonaday.com/Toonclipart.com



## -ink Word Family List

blink

link

stink

brink

mink

think\*

clink

pink

wink

drink

rink

hoodwink

fink

shrink

ink

sink

kink

slink

# I Think I Love This Sink!


(Tune: Mulberry Bush)

I think, I think, I love this sink!

Soapy bubbles grow and shrink.

Some are green and some are pink.


I just don't like the soapy stink!



# Trick or Treat?

(Tune: The Mulberry Bush)


October's here. I *think* I'll die!  
Mom made my costume? Why, oh, why?  
She said she'd made a perfect bunny,  
but don't you *think* I'd look too funny?  
She said she made it on the double  
with just a little bit of trouble.  
Does someone out there want to trade  
for a pirate costume their mom made?  
Maybe just a ghosty sheet?  
Would that be a trick or treat?  
I *think* that I will stay right here  
and wait for treats another year!




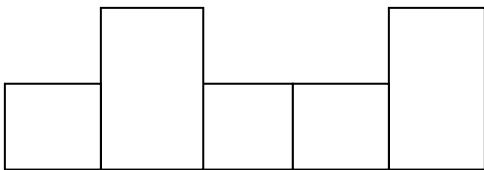
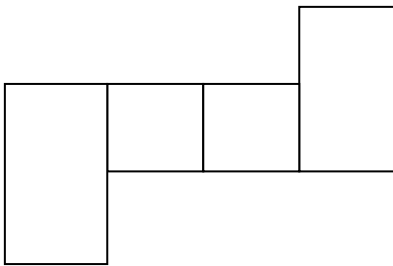
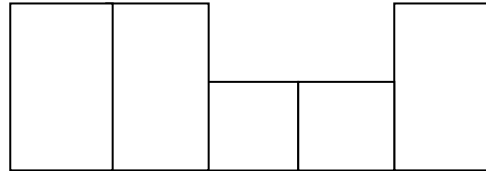
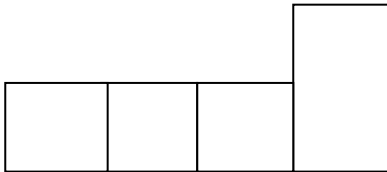
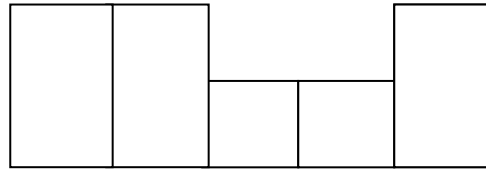
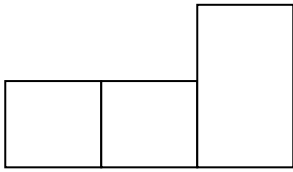
# Cut and Paste: ink



ink		drink	
shrink		think	
stink		slink	
sink		sink	



# Configuration Station (ink)





## Word Bank

ink  
drink  
mink

blink  
stink  
shrink

think  
pink





# Cloze the Gap! (ink)


Read the following sentences, saying the word "think" when you come to a blank space. Use words from the *ink* family to fill in the blanks and make sense. Reread your sentences to double check your choices!

1. It's fun to \_\_\_\_\_ milk with a straw.
2. My favorite color is \_\_\_\_\_ bubble gum.
3. The birthday party was at a skating \_\_\_\_\_.
4. Can you \_\_\_\_\_ with one eye?
5. I love to color with \_\_\_\_\_ pens, don't you?
6. Please put your dishes in the kitchen \_\_\_\_\_.
7. Our teacher said to \_\_\_\_\_ of a good idea for a story.
8. A \_\_\_\_\_ is a soft, furry animal.
9. Hot water will make your sweater \_\_\_\_\_.
10. Loud noises make me \_\_\_\_\_.
11. Dad worked too hard and says he has a \_\_\_\_\_ in his back.

## Word Bank

pink	blink	ink	wink	mink
drink	rink	sink	shrink	think
kink				

# Finish and Write



Say the name of each picture. If the picture belongs in the -ink family and rhymes with **think**, add -ink to finish writing the word.



th



w



dr




fr



s



shr



s




st















fl




# X's and O's












 A line drawing of a house with a large 'X' drawn over it, indicating it is to be crossed out.	 A line drawing of a boy thinking, enclosed in a dashed circle, indicating it is to be circled.	 A line drawing of a man with a long nose, wearing a suit and tie, pointing his finger.
 A line drawing of a man with a long nose, wearing a suit and tie, with wavy lines above his head, possibly representing sound or a specific action.	 A line drawing of a man with a long nose, wearing a suit and tie, holding a pair of glasses.	 A line drawing of a man with a long nose, wearing a suit and tie, standing next to an open door.
 A line drawing of a woman with a long nose, wearing a dress, holding a piece of fabric or a dress.	 A line drawing of a man with a long nose, wearing sunglasses and a helmet, riding a motorcycle.	 A line drawing of a man with a long nose, wearing a suit and tie, standing next to a machine or piece of equipment.
 A line drawing of a boy with a long nose, wearing a cap and boots, holding a broom and sweeping.	 A line drawing of a large ship or boat sailing on the water.	 A line drawing of a boy with a long nose, wearing a shirt and pants, standing at a sink and washing his hands.


Directions for teacher/parent: Students circle each picture that ends with the -ink rime. They make an x on each picture that does not end with the -ink rime.

# More X's and O's



 <hr/> <hr/> <hr/>	 <hr/> <hr/> <hr/>	 <hr/> <hr/> <hr/>
 <hr/> <hr/> <hr/>	 <hr/> <hr/> <hr/>	 <hr/> <hr/> <hr/>
 <hr/> <hr/> <hr/>	 <hr/> <hr/> <hr/>	 <hr/> <hr/> <hr/>

Directions to teacher/parent: Students circle each picture that ends with the -ink rime and write the word in the box. If the picture does not end with the -ink rime, students make an x over the picture.




# Alphabet Avenue

Place the words below in alphabetical order.

1		7	
2		8	
3		9	
4		10	
5		11	
6		12	

WORD BANK					
ink	drink	sink	kink	pink	clink
think	wink	mink	rink	blink	link

# Circle and Write



Look at the picture in each box. Circle the word that matches the picture. Write the word on the lines.

1.



drink


dunk

\_\_\_\_\_

-----

\_\_\_\_\_

2.



send

sink

\_\_\_\_\_

-----

\_\_\_\_\_

3.



ink

drink

\_\_\_\_\_

-----

\_\_\_\_\_

4.



wink

wind

\_\_\_\_\_

-----

\_\_\_\_\_

5.



sink


stink

\_\_\_\_\_

-----

\_\_\_\_\_

# More Circle and Write



Say the name of each picture. Read the words and circle the word that names the picture. Write the word under the picture. Make a picture for the last word.



think                  thank

\_\_\_\_\_

-----

\_\_\_\_\_



wind                  wink

\_\_\_\_\_

-----

\_\_\_\_\_



drink                  dream

\_\_\_\_\_

-----

\_\_\_\_\_



sand                  sink

\_\_\_\_\_

-----

\_\_\_\_\_




stink                  slink

\_\_\_\_\_

-----

\_\_\_\_\_



song                  sink

\_\_\_\_\_

-----

\_\_\_\_\_



ink                  sink

\_\_\_\_\_

-----

\_\_\_\_\_



shriek                  shrink

\_\_\_\_\_

-----

\_\_\_\_\_

pink

# ink Word Search



s	h	r	i	n	k	e	p	c	a
t	a	i	f	c	g	l	i	n	k
i	z	n	j	v	k	y	n	o	f
n	c	k	u	s	i	n	k	a	e
k	f	o	w	z	n	j	c	g	d
a	t	h	i	n	k	q	y	z	r
e	g	v	n	a	f	u	o	c	i
m	i	n	k	e	y	v	q	a	n
c	j	a	o	z	s	l	i	n	k
b	l	i	n	k	g	f	a	e	c

think  
slink


sink  
mink  
link

drink  
shrink  
pink

wink  
kink  
blink

stink  
rink

# See, Say, Spell and Write



\_\_\_\_\_

-----

\_\_\_\_\_



\_\_\_\_\_

-----

\_\_\_\_\_



\_\_\_\_\_

-----

\_\_\_\_\_



\_\_\_\_\_

-----

\_\_\_\_\_



\_\_\_\_\_

-----

\_\_\_\_\_

blink

# Suffix City

## The ink Family

Look at the root words on the left.

Use your magnetic letters to add -s, -ed, and -ing to make new words.

Write the new words in the boxes below.

\*Some of the words have an irregular past tense. One is done for you.

Root Word	-s	-ed*	-ing
drink		drank	
blink			
sink			
shrink			
wink			
stink			
think			



It's shrinking!  
It shrank!



# Cloze the Gap: The ink Family

Use your out Suffix City worksheet to help you fill in the blanks below.

1. I \_\_\_\_\_ my boat in the bathtub last night.
2. Dad \_\_\_\_\_ Mom's sweater in the wash!
3. Those skunks really \_\_\_\_\_ when the dog barked!
4. That elephant \_\_\_\_\_ water with its trunk.
5. Mom says that my clothes are \_\_\_\_\_.
6. My big brother is \_\_\_\_\_ out of the milk carton.
7. Grandpa always \_\_\_\_\_ at me when he makes a joke.
8. There's a movie called, *Honey, I \_\_\_\_\_ the Kids!*
9. Why is that yellow light \_\_\_\_\_ ?
10. I \_\_\_\_\_ about going with you to the movie.



ink Partner Puzzles


drink



wink




think




shrink



sink



stink




# Score With Scrabble!

SCORE

B <sub>3</sub>	L <sub>1</sub>	I <sub>1</sub>	N <sub>1</sub>	K <sub>5</sub>		
D <sub>2</sub>	R <sub>1</sub>	I <sub>1</sub>	N <sub>1</sub>	K <sub>5</sub>		
L <sub>1</sub>	I <sub>1</sub>	N <sub>1</sub>	K <sub>5</sub>			
M <sub>3</sub>	I <sub>1</sub>	N <sub>1</sub>	K <sub>5</sub>			
P <sub>3</sub>	I <sub>1</sub>	N <sub>1</sub>	K <sub>5</sub>			
R <sub>1</sub>	I <sub>1</sub>	N <sub>1</sub>	K <sub>5</sub>			
S <sub>1</sub>	H <sub>4</sub>	R <sub>1</sub>	I <sub>1</sub>	N <sub>1</sub>	K <sub>5</sub>	
R <sub>1</sub>	I <sub>1</sub>	N <sub>1</sub>	K <sub>5</sub>			
S <sub>1</sub>	H <sub>4</sub>	R <sub>1</sub>	I <sub>1</sub>	N <sub>1</sub>	K <sub>5</sub>	
S <sub>1</sub>	I <sub>1</sub>	N <sub>1</sub>	K <sub>5</sub>			
T <sub>1</sub>	H <sub>4</sub>	I <sub>1</sub>	N <sub>1</sub>	K <sub>5</sub>		

# -ink Family Word Slide



-ink Family Word Slide  
(Sound Blending)

Print on vellum, cut, and laminate for durability. Cut the top and bottom slits to the left of the rime chunk for the slide. Model proper use for students: blending to form and say new words.

bl

br

cl

dr

l



m

p

r

shr

s



sl


st

th

w




sink



think



think



drink



drink



ink



shrink



stink



slink




wink





# -ink Words and Pictures for Sorts

-ink Pictures and Words



-ink Pictures and Words

think

-ink Pictures and Words



-ink Pictures and Words

drink


-ink Pictures and Words



-ink Pictures and Words

drink

-ink Pictures and Words



-ink Pictures and Words

sink

# -ink Words and Pictures for Sorts

-ink Pictures and Words



-ink Pictures and Words

wink

-ink Pictures and Words



-ink Pictures and Words

ink

-ink Pictures and Words



-ink Pictures and Words

shrink

-ink Pictures and Words



-ink Pictures and Words

stink

# -ink Words and Pictures for Sorts

-ink Pictures and Words



-ink Pictures and Words

# stink

-ink Pictures and Words



-ink Pictures and Words

# slink

-ink Pictures and Words



-ink Pictures and Words





# shrink

-ink Pictures and Words



-ink Pictures and Words

# think



\_\_\_\_\_ ink


\_\_\_\_\_ ink

\_\_\_\_\_ ink

\_\_\_\_\_ ink

\_\_\_\_\_ ink

\_\_\_\_\_ ink



-ink family

\_\_\_\_ink    \_\_\_\_ink

\_\_\_\_ink    \_\_\_\_ink

\_\_\_\_ink    \_\_\_\_ink

\_\_\_\_ink    \_\_\_\_ink




-ink family

\_\_\_\_ink    \_\_\_\_ink

\_\_\_\_ink    \_\_\_\_ink

\_\_\_\_ink    \_\_\_\_ink

\_\_\_\_ink    \_\_\_\_ink




# Word Family (-ink)


blink, brink, clink, drink, ink, kink, link, mink, pink, rink,  
shrink, sink, slink, stink, think, wink

Write sentences or a story with -ink words of your choice.

Handwriting practice lines consisting of solid top and bottom lines with a dashed middle line. There are seven sets of these lines provided for writing.



My ink Book



My ink Book