

The um Family Set



Written by Cherry Carl
Illustrated by Ron Leishman
Images©Toonaday.com/Toonclipart.com



-um Word Family List

bum

chum

drum

glum

gum*

hum

mum

plum

strum

sum

yum

eardrum

humdrum

Why So Glum, Chum?

Cherry Carl

Why are you looking so glum, chum?

I'm having trouble finding the sum!

Why are you looking so glum, chum?

I can't get rid of this bubble gum!

Why aren't you looking glum, chum?

I know how to play the drum!


Why aren't you looking glum, chum?

I have some ice cream! Yum! Yum! Yum!

Cut and Paste: um








drum		sum	
gum		yum	
mum		chum	
strum		glum	



See, Say, Spell and Write



	<hr/> <hr/> <hr/>
	<hr/> <hr/> <hr/>
	<hr/> <hr/> <hr/>
	<hr/> <hr/> <hr/>
	<hr/> <hr/> <hr/>
	<hr/> <p>sum</p> <hr/>


Finish and Write



Say the name of each picture. If the picture belongs in the -um family and rhymes with gum, add -um to finish writing the word.



dr



ch



st



gl



str



g



y



cl



s

Circle and Write



Look at the picture in each box. Circle the word that matches the picture. Write the word on the lines.

1.




drum
dram

2.



gem
gum

3.



chum
chin

4.



stream
strum

5.






yum
yam

X's and O's



Directions for teacher/parent: Students circle each picture that ends with the *-um* rime. They make an x on each picture that does not end with the *-um* rime.

More X's and O's



Directions to teacher/parent: Students circle each picture that ends with the *-um* rime and write the word in the box. If the picture does not end with the *-um* rime, students make an x over the picture.

Cloze the Gap! (um)



Read the following sentences, saying the word "gum" when you come to a blank space. Use words from the *um* family to fill in the blanks and make sense. One word is used twice. Reread your sentences to double check your choices! You may need to use your dictionary.

1. Mom, I have bubble _____ stuck in my hair!
2. Some kids call their mother _____.
3. When I don't know the words to a song, I just _____ along.
4. A _____ is the same thing as a pal or best friend.
5. My brother plays the _____ in the school band.
6. When you add two numbers together the answer is the _____.
7. If a person is sad, you could say that they are _____.
8. Chocolate ice cream always makes me say, "_____!"
9. I like to _____ my guitar in my room after school.
10. A _____ is a soft, juicy, purple fruit.
11. The word *some* sounds the same as the word _____.

Word Bank

hum

drum

yum

mum

sum

gum

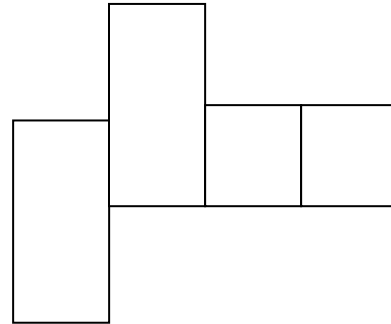
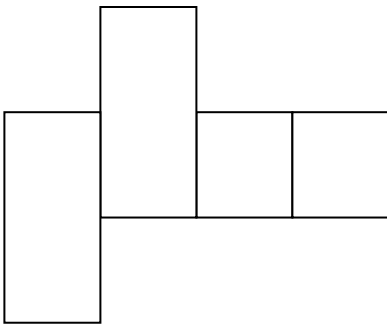
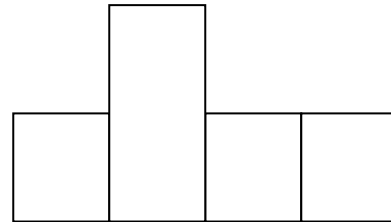
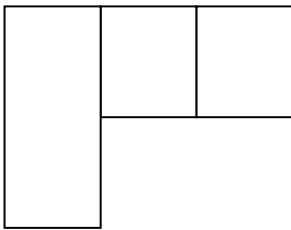

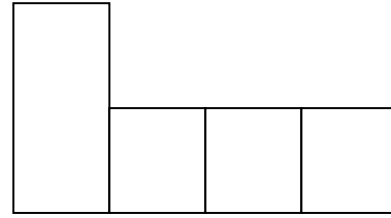
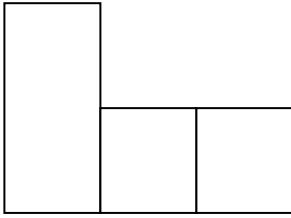
cluck

gum

plum

glum

Configuration Station: um



Word Bank

sum chum mum yum
drum glum hum plum



Word Search: um



g	l	u	m	a	s	t	r	u	m
u	b	v	i	w	u	x	z	f	e
m	u	m	z	o	m	t	k	b	a
a	e	f	n	y	z	p	q	i	v
b	i	o	k	a	r	l	f	z	w
z	d	v	t	c	e	u	n	o	k
w	r	k	i	h	u	m	b	a	f
f	u	a	z	u	w	i	v	e	z
i	m	b	e	m	f	a	y	u	m

chum

glum

strum

mum

plum

sum

hum

gum

drum

yum

Score With Scrabble!

SCORE

C ₃	H ₄	U ₁	M ₃		
D ₂	R ₁	U ₁	M ₃		
G ₂	L ₁	U ₁	M ₃		
G ₂	U ₁	M ₃			
H ₄	U ₁	M ₃			
M ₃	U ₁	M ₃			
P ₃	L ₁	U ₁	M ₃		
S ₁	T ₁	R ₁	U ₁	M ₃	
S ₁	U ₁	M ₃			
Y ₄	U ₁	M ₃			



Alphabet Avenue

Place the words below in alphabetical order.

1		7	
2		8	
3		9	
4		10	
5		11	
6		12	

WORD BANK

yum	strum	mum	drum	hum	glum
gum	plum	chum	sum	eardrum	bum

um Partner Puzzle

drum



gum




yum



chum



glum



sum




drum



drum



chum



chum



glum



gum



gum



mum



yum



yum



strum



sum



um Words and Pictures for Sorts and Stuff

-um Pictures and Words



-um Pictures and Words

drum

-um Pictures and Words



-um Pictures and Words

drum

-um Pictures and Words



-um Pictures and Words

gum

-um Pictures and Words



-um Pictures and Words

gum

um Words and Pictures for Sorts and Stuff

-um Pictures and Words



-um Pictures and Words

chum

-um Pictures and Words



-um Pictures and Words

yum

-um Pictures and Words



-um Pictures and Words

glum

-um Pictures and Words



-um Pictures and Words

strum

um Words and Pictures for Sorts and Stuff

-um Pictures and Words



-um Pictures and Words

yum

-um Pictures and Words



-um Pictures and Words

sum


-um Pictures and Words



-um Pictures and Words

mum

-um Pictures and Words



-um Pictures and Words

chum

um Family Word Slide

um



um Family Word Slide
(Sound Blending)

Print on vellum, cut, and laminate for durability. Cut the top and bottom slits to the left of the rime chunk for the slide. Model proper use for students: blending to form and say new words.

b

ch

cl

d

l

m



pl

p

str

st

s


y




More Circle and Write



Say the name of each picture. Read the words and circle the word that names the picture. Write the word underneath the picture. Make a picture for the last two words. You may need to use the dictionary.



drum dream



churn chum



strum stream



gem gum



yam yum



glum gum

plum

hum



My um Book



My um Book



_____ um

_____ um

_____ um

_____ um

_____ um

_____ um