

THE OFFICIAL

FDNY

FIRE SAFETY ACTIVITY



COLORING BOOK

"Hi, I'm Your
Friend, HOT DOG,
The Fire
Safety Dog."



This Activity Book is designed to help children understand basic concepts of fire safety, burn prevention, and emergency procedures.

Each activity teaches your child important concepts about safety. The lessons are geared toward solving problems and making choices. It is strongly recommended that teacher/parent guidance be utilized so that the student gets the optimum benefit from the vital lessons taught here.

This book has been made possible through the efforts and support of Fire Commissioner Nicholas Scoppetta, the FDNY Fire Safety Education Fund, and the staff of the New York City Fire Department's Fire Safety Education Unit.



If you would like more information regarding Fire Safety:

N.Y.C. Fire Department
Office of Fire Safety Education Unit
C/O Ft. Totten Bldg 401-A
Queens, NY 11359-1016
Tel. # 718-281-3870



Michael R. Bloomberg

MICHAEL R. BLOOMBERG
MAYOR

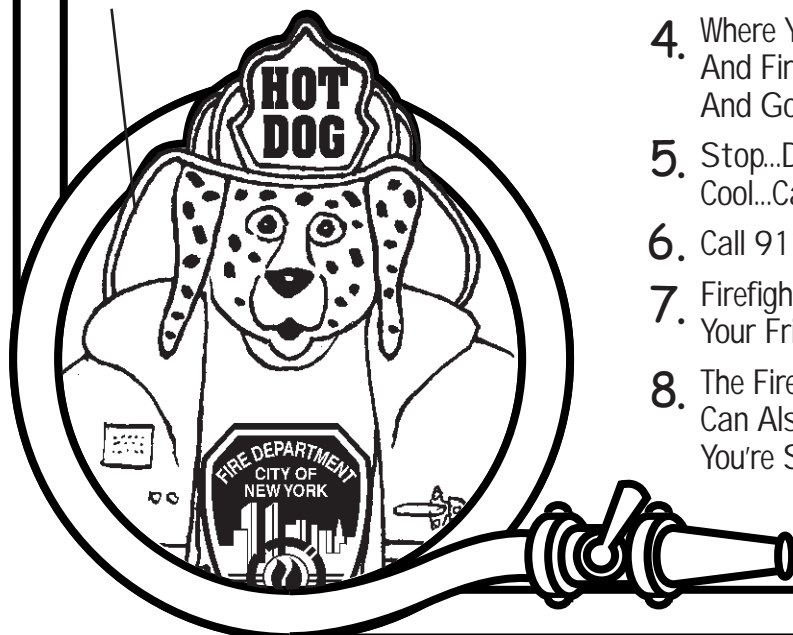
Produced By: The Office of Public Information / Office of Publications
© 2005 Fire Department, City of New York, Office of Fire Safety Education. Printed with a grant from the FDNY Fire Safety Education Fund. Reprints are permitted by approved agencies with permission. Contact Office of Fire Safety Education at 718-999-0779 for authorization, copyright and disclaimer statement. No reprints without permission.



FDNY FIRE SAFETY EDUCATION FUND

Hot Dog's Fire Safety Lessons

"Hi! I'm Hot Dog, coolest dog in town! Here are 16 important safety lessons to show you how to stay 'cool' in some really 'hot' spots!"




1. Fire Safety Always Starts With You!
2. Fire Is Not A Toy!
3. Smoke Detectors Save Lives!
4. Where You See Smoke And Fire...Stay Low And Go!
5. Stop...Drop...Roll...Cool...Call.
6. Call 911 For Help!
7. Firefighters Are Your Friends.
8. The Fire Department Can Also Help If You're Sick Or Hurt.
9. Things That Are Hot! Things That Are Not!
10. Some Special Days Have Special Dangers.
11. How Many Fire Dangers Can You Find?
12. Plan An Escape Route. Don't Hide...Get Outside.
13. Know What Type Of Building You Live In & What To Do In Case There's A Fire.
14. Do You Know What A Family Fire Escape Plan Is?
15. Putting Your Family Fire Plan Into Action.
16. Other Safety Tips: Be Smart. Be Safe.

1. Fire Safety Always Starts With You!

This is my
Fire Safety
Activity Book.

Draw a picture of yourself →
here and fill in the blanks below.



My name is: _____

My school is: _____

I live at: _____

My phone # is: _____



"And remember, if
you are in trouble,
you can always go
to a firehouse or
firefighter for help!"




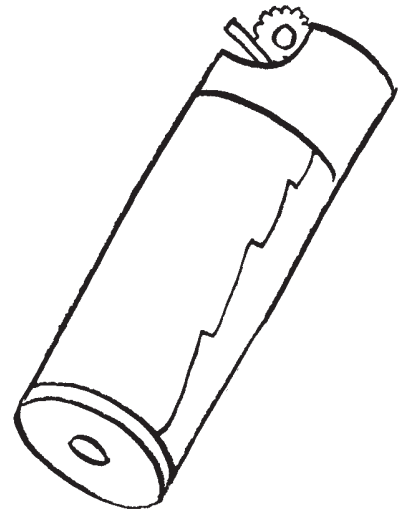



Children's Assistance
Program

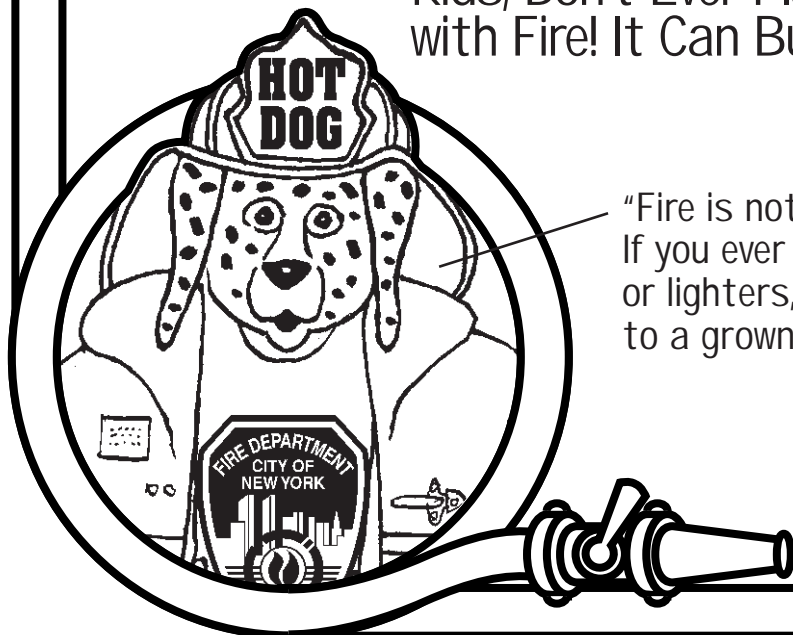
2. Fire Is Not A Toy!

Circle things only grown-ups should handle in RED.

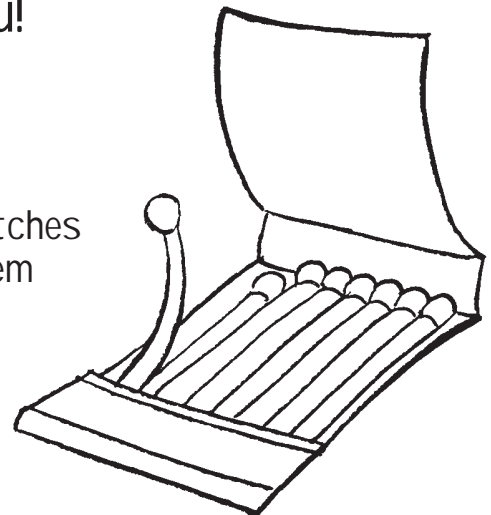
Circle the toys in BLUE.



Kids, Don't Ever Play with Fire! It Can Burn You!

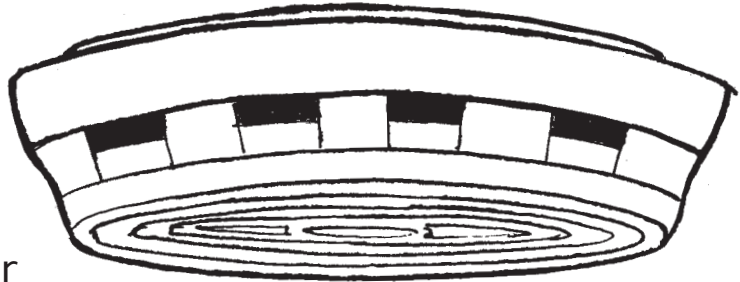


"Fire is not a toy. If you ever find matches or lighters, give them to a grown-up."




3. Smoke Detectors Save Lives!

Do you know what a smoke detector is? It is very important because it lets you know when there is a fire in your home--even when you're asleep!



Smoke Detector Checklist

- We have smoke detectors near where we sleep.
- We make sure grandparents have working smoke detectors in their home.
- We change the battery twice a year on the days we change our clocks.



"Go over this checklist with a grown-up. Early warning makes a difference."



4. Where You See Smoke And Fire...Stay Low And GO!




Smoke can hurt your eyes so you can't see. It will make you cough.



That's why we have to drop low to get under the smoke and fire.




"Color in the smoke and then circle which of my friends will get out safely."



5. Stop...Drop...Roll... Cool...Call.

STOP

- running will make the fire worse!




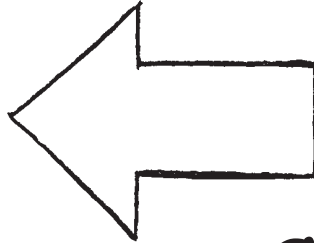
DROP

- to the floor.




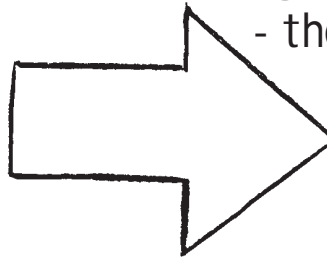
ROLL

- back and forth and cover your face with your hands. This will make the fire go out.



COOL

- the burn.



CALL

- for help.



"If your clothes catch on fire, never run; follow these five steps."

6. Call 911 For Help!

Fill in the blanks below with the correct words.




<u>P H O N E</u>	<u>A D D R E S S</u>	<u>9 1 1</u>	<u>F I R E O R</u> <u>E M E R G E N C Y</u>
<u>I N S T R U C T I O N S</u>	<u>A N S W E R</u>		<u>N A M E</u>

First you dial _____. Then wait for an _____.

Give your _____ and _____.

Tell where the _____
_____ is.


Stay on the _____ and wait for
_____.



"If there is a fire or emergency, it's important to know how to call me by filling in the blanks using the words above."

7.

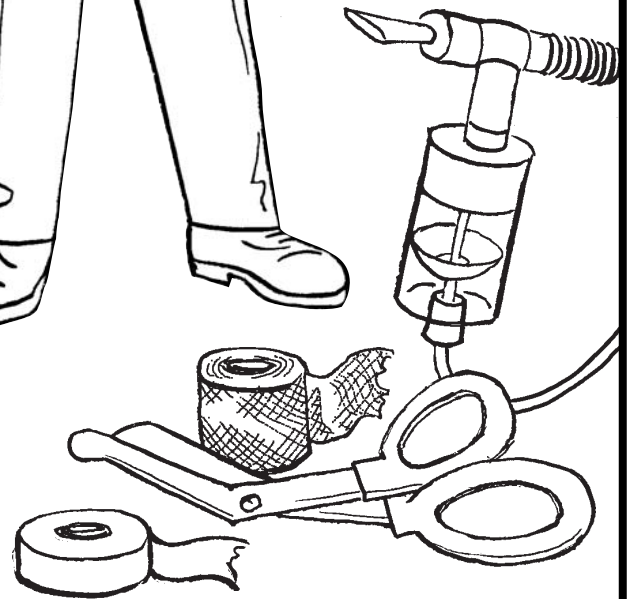


Firefighters Are Your Friends.



"Don't be afraid when you see my friends; they are here to help you."

8. The Fire Department Can Also Help If You're Sick Or Hurt.


Emergency Medical Service workers will be there if you get hurt or injured and need help right away, so don't be scared.



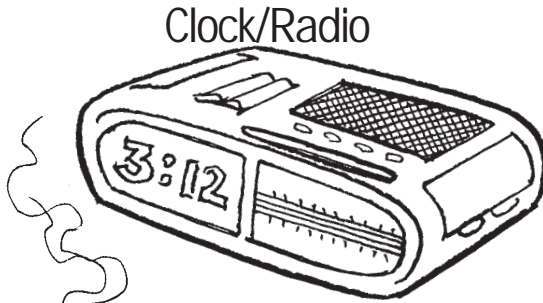
"This is some of the equipment that Emergency Medical Service workers use to make you feel better."

9

Things That Are Hot! Things That Are Not!



Coffee Pot



Clock/Radio




Coffee Cup




Soda Bottle




Glass



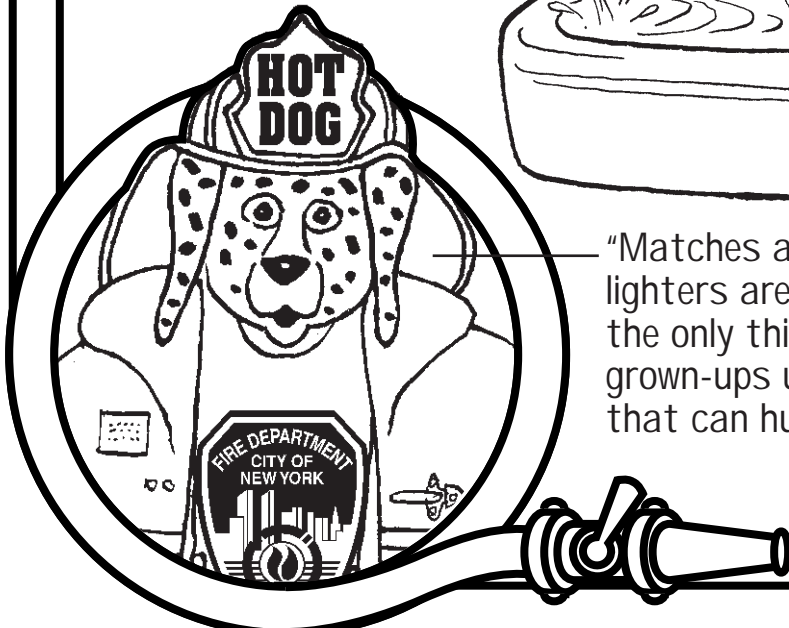
Iron



Bathtub



Pot on Stove
or Table



"Matches and lighters are not the only things grown-ups use that can hurt you."



Ice Cream Cone

Circle things that are hot in RED.

Circle things that are cool in BLUE.

10. Some Special Days Have Special Dangers.

4TH OF JULY



Fireworks are illegal and dangerous. They are not toys!


Be careful with candles and tree lights.



What other days can you think of?

1. Birthdays
2. _____
3. _____
4. _____

BE SAFE ON HALLOWEEN





"Be careful on special days and be safe with your family and friends."

Wear fire-retardant and high-visibility costumes.




11. How Many Fire Dangers Can You Find?

Circle all the fire hazards in RED!



"Which room does not have a fire hazard?"



12 Plan An Escape Route. Don't Hide...Get Outside.



From the items below, find all the safe ways to get out. Circle them in BLUE!


Circle the dangerous hiding places in RED!

Front Door




Window to Fire Escape

Under Bed




In Closet



Follow the Exit Sign


Meeting Place
(Tree)



"Did you know that you and your family should have fire drills at home so that you will know what to do in case of a fire? This is called an ESCAPE PLAN!"

13. Know What Type Of Building You Live In & What To Do In Case There's A Fire.


Circle the kind of building you live in.




PRIVATE HOME



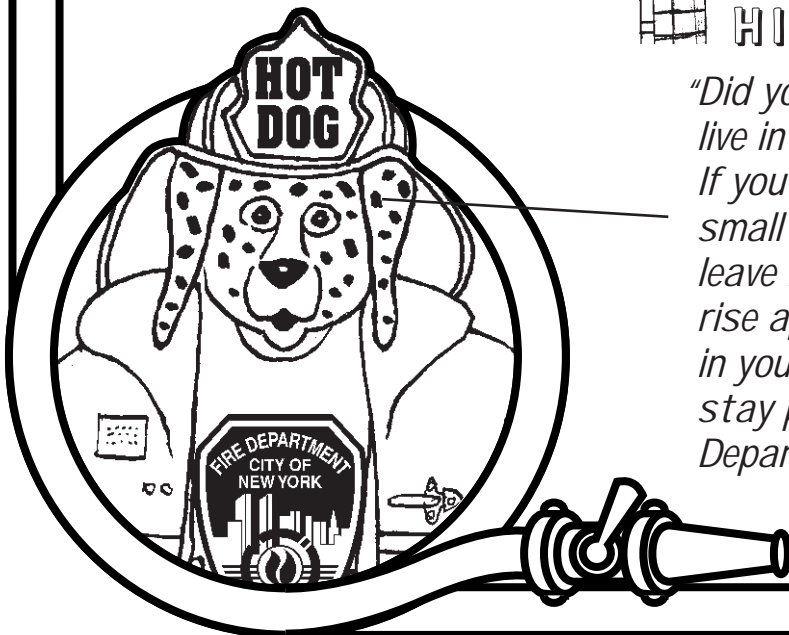
APARTMENT BUILDING



HIGH-RISE BUILDING



BROWNSTONE
OR
ROW HOUSES



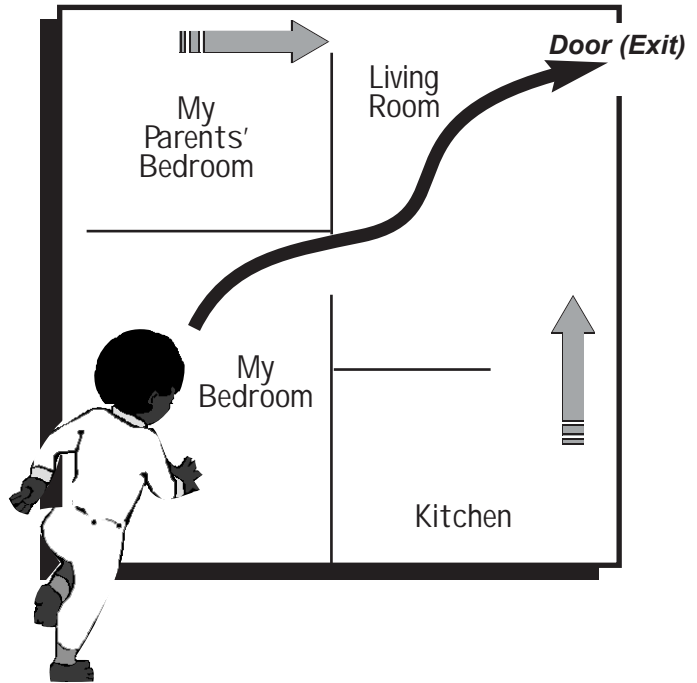
"Did you know that the type of building you live in dictates how you respond to a fire? If you live in a small house, brownstone or small apartment building, it's better to leave if there is a fire. If you live in a high-rise apartment building and the fire is not in your apartment, it may be better to stay put and wait until the Fire Department comes to help."

14. Do You Know What A Family Fire Escape Plan Is?

It's a way everybody can learn how to get out of an apartment or home safely in case there is a fire.

Make a plan and practice it with your family.



Here is how it works.



Using the boxes below, draw a picture of your apartment or home.

Show where:

- the rooms are
- the exits are
- how to get out



Practice Makes Perfect!

15. Putting Your Family Fire Plan Into Action.

IF THERE IS A FIRE IN YOUR APARTMENT OR HOME, REMEMBER:




- 1 Drop to the floor and crawl to the nearest exit.
- 2 Close all doors behind you.
- 3 In an apartment, if you must flee, take your key.
- 4 Alert others.
- 5 Meet your family outside the building at a pre-set safe location.
- 6 Of course, call the Fire Department.




IF YOU STAY IN YOUR APARTMENT OR HOME, REMEMBER:


- 1 Call 911 immediately and let them know your location.
- 2 Close all vents where smoke can enter your apartment.
- 3 Place rolled wet towels under the doors if smoke is coming in.
- 4 If you can open a window and no smoke comes in, open it for some fresh air.
- 5 Don't break the windows.
- 6 If you are in danger, wave a white towel or sheet across the windows to alert others.



*"Knowing
what to do
can save
your life."*




16. Other Safety Tips: Be Smart. Be Safe.



Wear your helmet when bike riding,
rollerblading or skateboarding.


Don't leave toys
on the stairs.



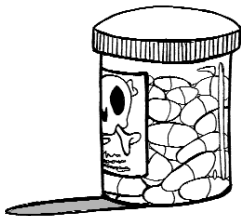
Put your seat belt on when
you get in the car.




When crossing streets, look both ways and
cross at the corner.




Never take any
medicine by
yourself. Ask an
adult for help.



Always swim with a
buddy when you are
at the beach or pool.



*"Kids,
Safety starts with you."*



✓ Safety First!

Special Information For Grown-ups

Smoke Detectors Save Lives

- Have at least one on every level of your home.
- Check the battery once a week. Change the battery twice a year at the beginning (Spring) and at the end (Fall) of Daylight Savings Time. And always change your battery when you get a low-battery alert.
- Position it on your ceiling outside the bedrooms.

Have a Home Escape Plan

- Practice fire drills in the home in the daylight and in the dark.
- Plan alternate escape routes in case your normal route is blocked by fire or smoke.
- Keep all security bars on windows and doors operable in case of fire or emergency.

Candle Safety

- Never leave candles burning unattended.
- Never leave candles burning when you go to bed.
- Be especially careful with candles if you have children or pets.
- Never place candles too close to flammable material, such as draperies, bedding, clothing and furniture.

Be Careful Using Portable Space Heaters


- Only buy units with the UL or FM rating tag.
- Storage or use of power kerosene heaters is illegal.
- Keep all portable space heaters at least 3 feet away from combustible materials.
- Disconnect and shut off all portable space heaters when not in use.

Keep Matches Away From Children

- Teach children that matches are not toys; therefore, we do not play with them.
- Teach children to notify a responsible adult when they find matches.
- Store matches safely out of the reach of pre-teen children.

Smoking is Dangerous

- Unsafe smoking habits are a common cause of fire.
- Smoking will eventually lead to many serious ailments or even death.
- Always check all ashtrays, sofas, chairs, tablecloths, garbage cans and carpeting for lit cigarette butts before going to bed or after a party.





THIS IS TO CERTIFY THAT

(YOUR NAME HERE)

**HAS LEARNED THE RULES OF FIRE SAFETY
AND PREVENTION AND IS HEREBY GRANTED
THE TITLE OF**

JUNIOR

FIREFIGHTER

FIRE DEPARTMENT, CITY OF NEW YORK

Michael R. Bloomberg

**MICHAEL R. BLOOMBERG
MAYOR**



Nicholas Scoppetta

**NICHOLAS SCOPPETTA
FIRE COMMISSIONER**