

# The end Family Set



Written by Cherry Carl  
Illustrated by Ron Leishman  
Images©Toonaday.com/Toonclipart.com



## -end Word Family List

bend

spend

extend

blend

tend

intend

end

trend

offend

friend

vend

pretend\*

lend

attend

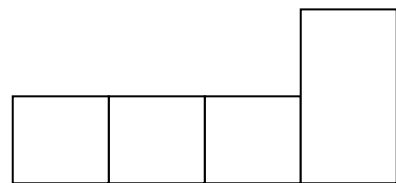
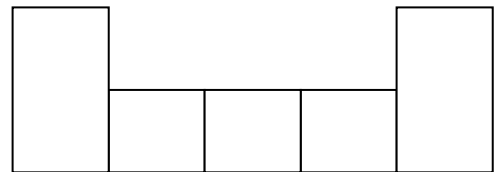
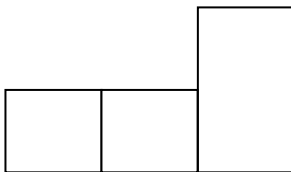
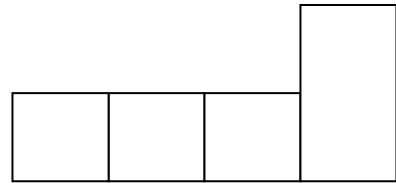
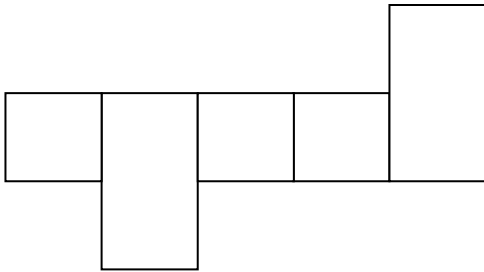
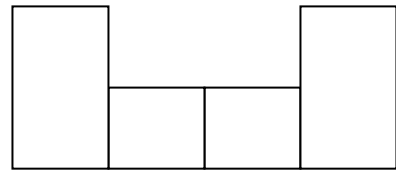
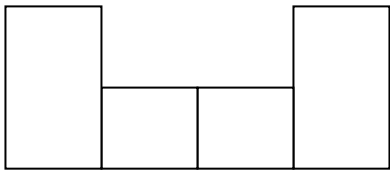
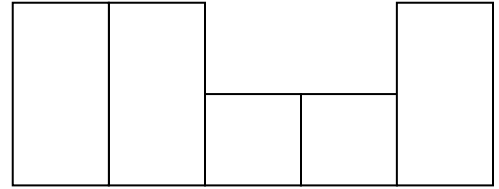
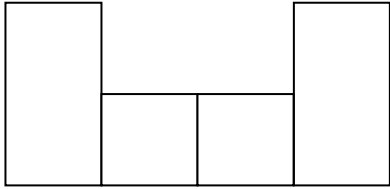
mend

defend

send

depend

# Configuration Station (end)



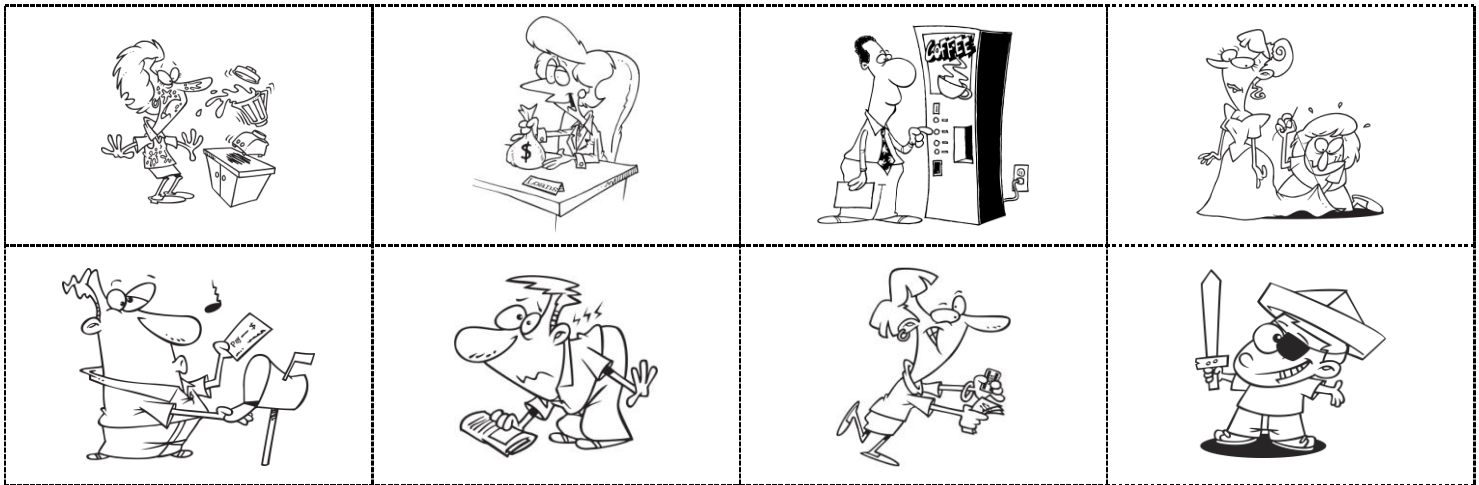
Word Bank			
bend	lend	end	tend
mend	send	blend	trend
	spend	vend	



# Cut and Paste: end



bend		vend(ing)	
lend		spend	
mend		blend	
send		pretend	



# Finish and Write



Say the name of each picture. If the picture belongs in the -end family and rhymes with **pretend**, add -end to finish writing the word.



bl \_\_\_\_\_



j \_\_\_\_\_



l \_\_\_\_\_



m \_\_\_\_\_



sp \_\_\_\_\_



s \_\_\_\_\_



cr \_\_\_\_\_



s \_\_\_\_\_



b \_\_\_\_\_

# Circle and Write



Look at the picture in each box. Circle the word that matches the picture. Write the word on the lines.

1.



mind  
mend

\_\_\_\_\_

-----

\_\_\_\_\_

2.



lend  
land

\_\_\_\_\_

-----

\_\_\_\_\_

3.



span  
spend

\_\_\_\_\_

-----

\_\_\_\_\_

4.



bend  
bond

\_\_\_\_\_

-----

\_\_\_\_\_

5.



sand  
send

\_\_\_\_\_

-----

\_\_\_\_\_

# More Circle and Write



Say the name of each picture. Read the words and circle the word that names the picture. Write the word under the picture. Make a picture for the last two words. You may need to use the dictionary.



blend      blind

\_\_\_\_\_

-----

\_\_\_\_\_



land      lend

\_\_\_\_\_

-----

\_\_\_\_\_



spend      spoon

\_\_\_\_\_

-----

\_\_\_\_\_



band      bend

\_\_\_\_\_

-----

\_\_\_\_\_




send      sand

\_\_\_\_\_

-----

\_\_\_\_\_



spend      pretend

\_\_\_\_\_

-----

\_\_\_\_\_



mend      mind

\_\_\_\_\_

-----

\_\_\_\_\_

ten

vend

# See, Say, Spell and Write



\_\_\_\_\_

-----

\_\_\_\_\_



\_\_\_\_\_

-----

\_\_\_\_\_



\_\_\_\_\_

-----

\_\_\_\_\_



\_\_\_\_\_

-----


\_\_\_\_\_



\_\_\_\_\_

-----

\_\_\_\_\_



\_\_\_\_\_

-----

\_\_\_\_\_



# Score With Scrabble

SCORE

B <sub>3</sub>	E <sub>1</sub>	N <sub>1</sub>	D <sub>2</sub>				
B <sub>3</sub>	L <sub>1</sub>	E <sub>1</sub>	N <sub>1</sub>	D <sub>2</sub>			
M <sub>3</sub>	E <sub>1</sub>	N <sub>1</sub>	D <sub>2</sub>				
L <sub>1</sub>	E <sub>1</sub>	N <sub>1</sub>	D <sub>2</sub>				
S <sub>1</sub>	E <sub>1</sub>	N <sub>1</sub>	D <sub>2</sub>				
S <sub>1</sub>	P <sub>3</sub>	E <sub>1</sub>	N <sub>1</sub>	D <sub>2</sub>			
T <sub>1</sub>	E <sub>1</sub>	N <sub>1</sub>	D <sub>2</sub>				
T <sub>1</sub>	R <sub>1</sub>	E <sub>1</sub>	N <sub>1</sub>	D <sub>2</sub>			
V <sub>4</sub>	E <sub>1</sub>	N <sub>1</sub>	D <sub>2</sub>				
E <sub>1</sub>	N <sub>1</sub>	D <sub>2</sub>					
P <sub>3</sub>	R <sub>1</sub>	E <sub>1</sub>	T <sub>1</sub>	E <sub>1</sub>	N <sub>1</sub>	D <sub>2</sub>	



# Order in the Court!

Place the words below in alphabetical order.

1.

\_\_\_\_\_  
-----  
\_\_\_\_\_

2.

\_\_\_\_\_  
-----  
\_\_\_\_\_

3.

\_\_\_\_\_  
-----  
\_\_\_\_\_

4.

\_\_\_\_\_  
-----  
\_\_\_\_\_

5.

\_\_\_\_\_  
-----  
\_\_\_\_\_

6.

\_\_\_\_\_  
-----  
\_\_\_\_\_

7.

\_\_\_\_\_  
-----  
\_\_\_\_\_

8.

\_\_\_\_\_  
-----  
\_\_\_\_\_

9.

\_\_\_\_\_  
-----  
\_\_\_\_\_

10.

\_\_\_\_\_  
-----  
\_\_\_\_\_

11.

\_\_\_\_\_  
-----  
\_\_\_\_\_

12.

\_\_\_\_\_  
-----  
\_\_\_\_\_

## WORD BANK

send

end

lend

bend

tend

spend

mend

vend

defend


offend

blend

trend

end Partner Puzzles

bend



lend



send



spend



vend



blend



# end Word Slide

\_\_\_\_\_ end \_\_\_\_\_



end Family Word Slide  
(Sound Blending)

Print on vellum, cut, and laminate for durability. Cut the top and bottom slits to the left of the rime chunk for the slide. Model proper use for students: blending to form and say new words.

b

bl

l

m

s

sp




t

tr

v



bend



blend



send



send



spend



spend



lend



vend



pretend




mend





# end Words and Pictures for Sorts

-end Pictures and Words



-end Pictures and Words

# bend

-end Pictures and Words



-end Pictures and Words

# blend

-end Pictures and Words



-end Pictures and Words

# mend

-end Pictures and Words



-end Pictures and Words

# lend

# end Words and Pictures for Sorts

-end Pictures and Words



-end Pictures and Words

# mend

-end Pictures and Words



-end Pictures and Words

# send

-end Pictures and Words



-end Pictures and Words

# spend

-end Pictures and Words



-end Pictures and Words

# pretend

# end Words and Pictures for Sorts

-end Pictures and Words



-end Pictures and Words

# spend

-end Pictures and Words



-end Pictures and Words

# pretend

-end Pictures and Words



-end Pictures and Words

# vend



bend  
blend  
end  
friend  
lend  
mend  
send  
spend  
tend  
trend  
attend  
defend  
depend  
intend  
pretend\*



bend  
blend  
end  
friend  
lend  
mend  
send  
spend  
tend  
trend  
attend  
defend  
depend  
intend  
pretend\*



bend  
blend  
end  
friend  
lend  
mend  
send  
spend  
tend  
trend  
attend  
defend  
depend  
intend  
pretend\*



My end Book



My end Book



# end Stationery

bend, blend, end, friend, lend, mend, send, spend, tend, trend,  
attend, defend, depend, extend, intend, pretend, comprehend

Write sentences or a story with -end words of your choice.

Handwriting practice lines consisting of solid top and bottom lines with a dashed middle line. There are seven sets of these lines provided for writing.



\_\_\_\_\_ end

\_\_\_\_\_ end

\_\_\_\_\_ end

\_\_\_\_\_ end

\_\_\_\_\_ end

\_\_\_\_\_ end



-end family

\_\_\_\_\_end \_\_\_\_\_end

\_\_\_\_\_end \_\_\_\_\_end

\_\_\_\_\_end \_\_\_\_\_end

\_\_\_\_\_end \_\_\_\_\_end



-end family

\_\_\_\_\_end \_\_\_\_\_end

\_\_\_\_\_end \_\_\_\_\_end

\_\_\_\_\_end \_\_\_\_\_end

\_\_\_\_\_end \_\_\_\_\_end