



The ine Family Set



Written by Cherry Carl
Illustrated by Ron Leishman
Images©Toonaday.com/Toonclipart.com



-ine Word Family List

dine

shrine

airline

fine

spine

combine

line

swine

define

mine

tine

sunshine

nine

twine


Valentine*

pine

vine

shine

whine



Some Good Valentine Books!

Bond, Felicia. *The Day It Rained Hearts*

Bourgeois, Paulette and Clark, Brenda. *Franklin's Valentine*

Brown, Marc. *Arthur's Valentine*

DeGroat, Diane. *Roses Are Pink, Your Feet Really Stink*

Engelbreit, Mary. *Queen of Hearts*

Henkes, Kevin. *Arthur's Valentine*

Henkes, Kevin. *Lilly's Chocolate Heart*

Kroll, Steven. *The Biggest Valentine Ever*

Lexau, Joan M. & Hoff, Syd. *Don't Be My Valentine*

Minarik, Holmelund. *Little Bear's Valentine*

Wells, Rosemary. *Max's Valentine*

Wing, Natasha. *The Night Before Valentine's Day*

Be Mine!

Cherry Carl
(Tune: London Bridge)

Won't you be my valentine?

valentine, valentine?

Won't you be my valentine


Won't you be mine?


I'll bring you candy and flowers, too.

All you really have to do

is be my special valentine.

Won't you be mine?







The Best Valentine!

Handwriting practice lines consisting of solid top and bottom lines with a dashed middle line. There are ten sets of these lines for writing.

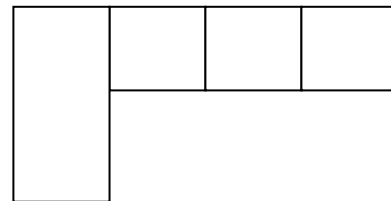
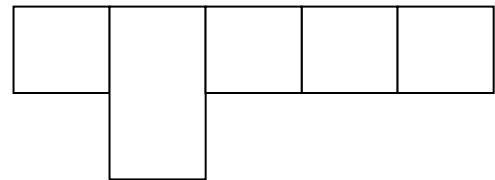
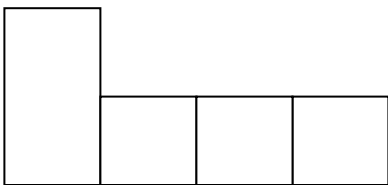
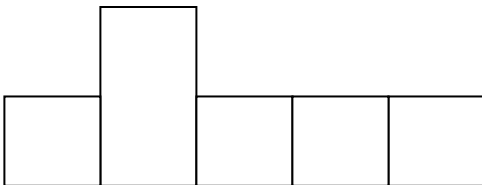
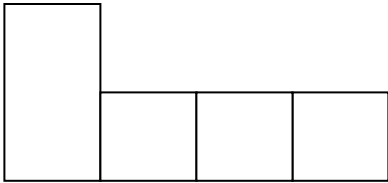
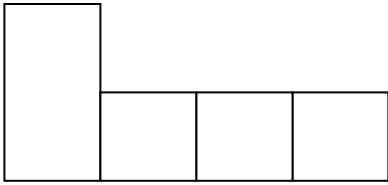
Cut and Paste: ine



pine		spine	
line		shine	
vine		whine	
nine		swine	



Configuration Station (ine)



Word Bank

pine

nine

vine

line

spine


twine


fine

dine

shine

mine





Cloze the Gap! (ine)

Read the following sentences, saying the word "Valentine" when you come to a blank space. Use words from the *ine* family to fill in the blanks and make sense. Reread your sentences to double check your choices!

1. My dad always said, "Rise and _____!" to wake us up.
2. Our class has the quietest _____ before school.
3. Some libraries make you pay a _____ for late books.
4. I'll be _____ years old on my next birthday.
5. Will you be my _____?
6. My card says, "Will you be _____?"
7. A very strong string is called _____.
8. I love the smell of a _____ tree in the woods.
9. Tarzan could swing from tree to tree on a long _____.
10. Not too many yards have a _____.
11. The opposite of to lose is to _____.
12. Which _____ are you flying with on your vacation?

Word Bank

clothesline vine mine shine fine
pine line twine nine airline
valentine

Finish and Write



Say the name of each picture. If the picture belongs in the -ine family and rhymes with Valentine, add -ine to finish writing the word.



v



c



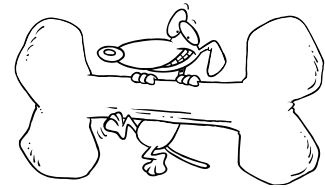
n



sh




p



b



t




tr



sp


X's and O's












A line drawing of a house with a large 'X' drawn over it, indicating it is to be crossed out.	A large number '9' with a face, standing on two legs, enclosed in a dashed circle.	A line drawing of water splashing upwards from a source.
A line drawing of a person with long hair running.	A line drawing of a person with a long nose and glasses, holding a magnifying glass.	A line drawing of a five-pointed star with a smiling face and radiating lines.
A line drawing of two people, one taller and one shorter, talking.	A line drawing of a teacher with glasses pointing at a blackboard with a worm-like shape on it.	A line drawing of a person sitting at a desk with a computer monitor, looking at the screen.
A line drawing of a person with a broom, sweeping.	A line drawing of a person with a backpack, walking.	A line drawing of a person with a flower in their hand, looking thoughtful.


Directions for teacher/parent: Students circle each picture that ends with the -ine rime. They make an x on each picture that does not end with the -ine rime.

More X's and O's



 _____ ----- _____	 _____ ----- _____	 _____ ----- _____
 _____ ----- _____	 _____ ----- _____	 _____ ----- _____
 _____ ----- _____	 _____ ----- _____	 _____ ----- _____

Directions to teacher/parent: Students circle each picture that ends with the -ine rime and write the word in the box. If the picture does not end with the -ine rime, students make an x over the picture.



Alphabet Avenue


Place the words below in alphabetical order.

1		7	
2		8	
3		9	
4		10	
5		11	
6		12	

WORD BANK

nine	fine	pine	twine	mine	spine
shrine	whine	line	vine	shine	dine

Circle and Write



Look at the picture in each box. Circle the word that matches the picture. Write the word on the lines.

1.



vine
vane

2.



none
nine

3.



pine
pin

4.




line
lane

5.



spin
spine

More Circle and Write



Say the name of each picture. Read the words and circle the word that names the picture. Write the word under the picture. Make a picture for the last word.



vine vain



none nine



pine pin



lane line



spine spoon



swing swine




shine shin



wise whine

fine

ine Word Search



s	h	i	n	e	a	d	o	s	d
p	a	u	o	x	y	i	z	h	i
i	z	y	g	f	i	n	e	r	v
n	i	n	e	j	u	e	a	i	i
e	g	a	u	k	y	z	x	n	n
x	m	a	i	r	l	i	n	e	e
o	i	z	g	x	i	a	o	u	p
a	n	j	u	o	n	z	y	x	i
d	e	f	i	n	e	g	a	o	n
x	y	z	a	j	u	v	i	n	e

spine
shine
mine


dine
nine
vine

airline
pine
divine

line
shrine

define
fine

See, Say, Spell and Write












sunshine

ine Partner Puzzles

pine



mine



line



whine



spine



nine




Score With Scrabble!

SCORE

D ₂	I ₁	N ₁	E ₁		
F ₄	I ₁	N ₁	E ₁		
L ₁	I ₁	N ₁	E ₁		
M ₃	I ₁	N ₁	E ₁		
N ₁	I ₁	N ₁	E ₁		
P ₃	I ₁	N ₁	E ₁		
S ₁	H ₄	I ₁	N ₁	E ₁	
S ₁	P ₃	I ₁	N ₁	E ₁	
T ₁	W ₄	I ₁	N ₁	E ₁	
V ₄	I ₁	N ₁	E ₁		
W ₄	H ₄	I ₁	N ₁	E ₁	

-ine Family Word Slide

ine



ine Family Word Slide
(Sound Blending)

Print on vellum, cut, and laminate for durability. Cut the top and bottom slits to the left of the rime chunk for the slide. Model proper use for students: blending to form and say new words.

d

f

l

m

n



p

sh

sp

tw

wh



whine



pine



spine




nine



mine



mine



mine



fine



line




vine



swine




Valentine



-ine Words and Pictures for Sorts

-ine Pictures and Words



-ine Pictures and Words

Valentine

-ine Pictures and Words



-ine Pictures and Words

line

-ine Pictures and Words



-ine Pictures and Words

pine

-ine Pictures and Words



-ine Pictures and Words

spine

-ine Words and Pictures for Sorts


-ine Pictures and Words



-ine Pictures and Words

mine

-ine Pictures and Words



-ine Pictures and Words

mine

-ine Pictures and Words



-ine Pictures and Words

mine

-ine Pictures and Words



-ine Pictures and Words

fine

-ine Words and Pictures for Sorts

-ine Pictures and Words



-ine Pictures and Words

vine

-ine Pictures and Words



-ine Pictures and Words

nine

-ine Pictures and Words



-ine Pictures and Words


whine

-ine Pictures and Words



-ine Pictures and Words

swine



_____ine

_____ine

_____ine

_____ine

_____ine

_____ine



-ine family

____ine ____ine

____ine ____ine

____ine ____ine

____ine ____ine



-ine family

____ine ____ine






____ine ____ine

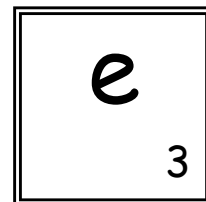
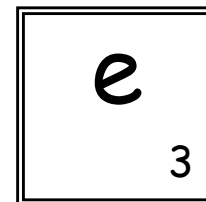
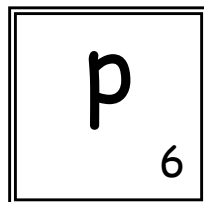
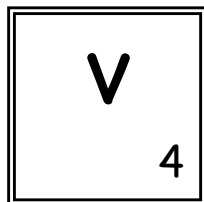
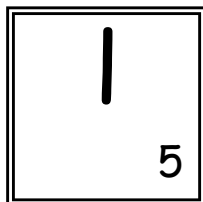
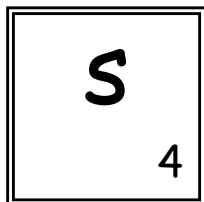
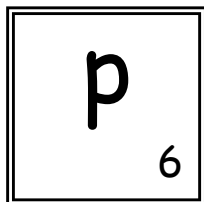
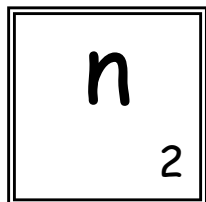
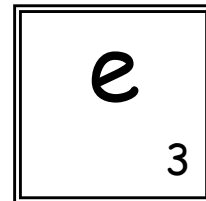
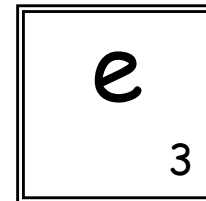
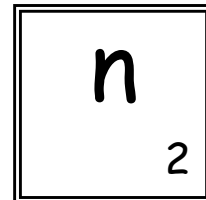
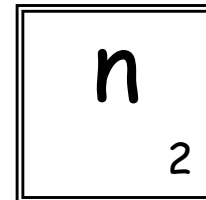
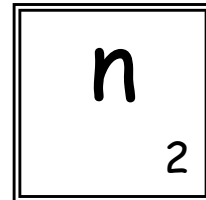
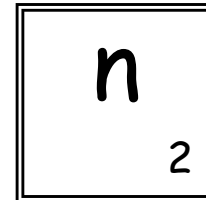
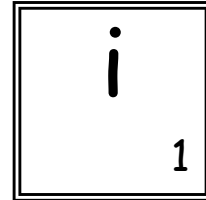
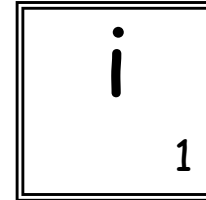
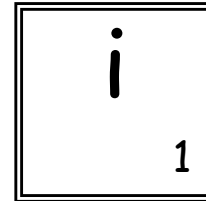
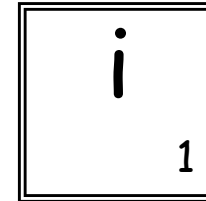
____ine ____ine

____ine ____ine


What's it Worth? (ine)

(cut, spell, glue)

			i 1	n 2	e 2	
						
						
						
						




Word Family (-ine)




combine, define, dine, fine, line, mine, nine, pine, shine,
shrine, spine, sunshine, swine, tine, twine, vine, whine

Write sentences or a story with -ine words of your choice.

Handwriting practice lines consisting of solid top and bottom lines with a dashed middle line, repeated eight times.



My ine Book



My ine Book