

The ook Family Set



Written by Cherry Carl
Illustrated by Ron Leishman
Images©Toonaday.com/Toonclipart.com



-ook Word Family List

book

rook

checkbook

brook

shook

fishhook

cook

took

handbook

crook

mistook

hook

notebook

look*

outlook

nook

overlook

Captain Hook Needs a Cook!

Cherry Carl

Oh, my goodness, take a look!

Could that be old Captain Hook?

Is he really a crazy crook?

Why does he have that grouchy look?


Maybe he needs a better cook!



Cut and Paste: ook



look		cook	
hook		look	
crook		shook	
shook		hook	



ook See, Say, Spell and Write











look


Finish and Write



Say the name of each picture. If the picture belongs in the -ook family and rhymes with look, add -ook to finish writing the word.



c



ch



b



h



cr



l



y



h



sh

Circle and Write



Look at the picture in each box. Circle the word that matches the picture. Write the word on the lines.

1.



book
back

2.



cake
cook

3.



crook
croak

4.



sheik
shook













5.



Hook
hike



X's and O's



Directions for teacher/parent: Students circle each picture that ends with the -ook rime. They make an x on each picture that does not end with the -ook rime.

More X's and O's



Directions to teacher/parent: Students circle each picture that ends with the *-ook* rime and write the word in the box. If the picture does not end with the *-ook* rime, students make an *x* over the picture.

Cloze the Gap! (look)



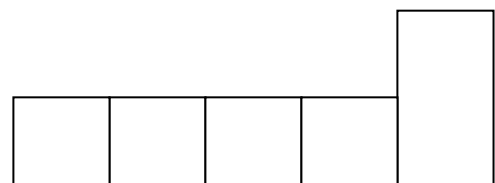
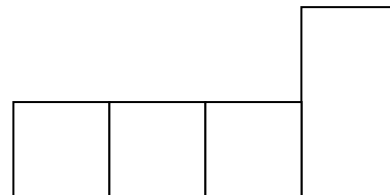

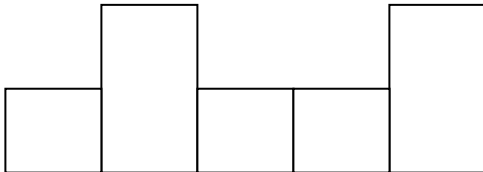
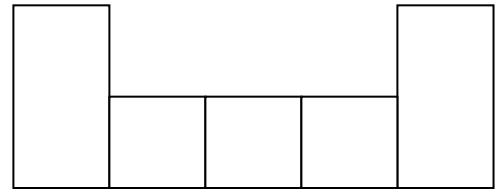
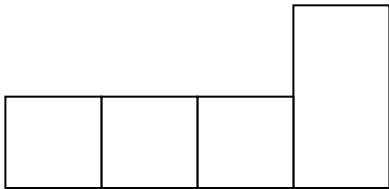
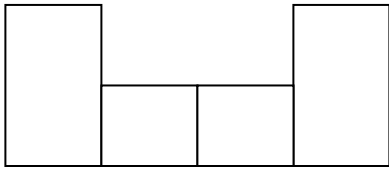
Read the following sentences, saying the word "look" when you come to a blank space. Use words from the *ook* family to fill in the blanks and make sense. One word is used twice. Reread your sentences to double check your choices! You may need to use your dictionary.

1. Mom, I need a new _____ for school.
2. Will you take a _____ at my homework, Mom?
3. I bought a new comic _____ at the store.
4. A robber can also be called a _____.
5. My sister has a _____ full of pictures and other stuff.
6. Dad loves to go fishing for _____ trout.
7. I _____ care of my friend's dog while he was gone.
8. We _____ hands with the speaker at school.
9. Mom, will you show me how to _____ macaroni and cheese?
10. A _____ is very sharp, so please be careful.
11. Grandma and Grandpa _____ us to Disneyland.

Word Bank

notebook	book	brook	took	cook
scrapbook	crook	look	fishhook	took

Configuration Station (ook)



Word Bank

crook	shook	took	rook
brook	look	nook	hook
	cook	book	



ook Word Search



b	o	o	k	a	c	r	o	o	k
r	e	m	i	z	o	p	j	g	d
o	d	g	y	v	o	u	e	a	n
o	j	l	o	o	k	w	z	i	o
k	a	p	u	w	d	g	m	j	o
e	i	z	m	y	s	h	o	o	k
g	t	o	o	k	a	o	p	d	e
j	f	i	s	h	h	o	o	k	a
a	m	d	p	e	z	k	i	g	j

cook

brook

hook

nook

crook

fishhook

look

book

shook

took

Score With Scrabble!

SCORE

B ₃	O ₁	O ₁	K ₅				
B ₃	R ₁	O ₁	O ₁	K ₅			
C ₃	O ₁	O ₁	K ₅				
C ₃	R ₁	O ₁	O ₁	K ₅			
H ₄	O ₁	O ₁	K ₅				
L ₁	O ₁	O ₁	K ₅				
N ₁	O ₁	O ₁	K ₅				
S ₁	H ₄	O ₁	O ₁	K ₅			
T ₁	O ₁	O ₁	K ₅				
M ₃	I ₁	S ₁	T ₁	O ₁	O ₁	K ₅	



Alphabet Avenue

Place the words below in alphabetical order.

1		7	
2		8	
3		9	
4		10	
5		11	
6		12	

WORD BANK

look

overlook

took

cook

shook

crook

brook

hook

unhook

outlook

nook

book

ook Partner Puzzles

cook



Hook



look



crook



shook



nook



Hook



hook



cook



crook



shook



shook



look



look



look



book



book




nook



t took



h handbook



ook Words and Pictures for Sorts and Stuff

-ook Pictures and Words



-ook Pictures and Words

cook

-ook Pictures and Words



-ook Pictures and Words

crook

-ook Pictures and Words



-ook Pictures and Words

took

-ook Pictures and Words



-ook Pictures and Words

Hook

-ook Pictures and Words



-ook Pictures and Words

look

-ook Pictures and Words



-ook Pictures and Words

look

-ook Pictures and Words



-ook Pictures and Words

look

-ook Pictures and Words



-ook Pictures and Words

shook

-ook Pictures and Words



-ook Pictures and Words

shook

-ook Pictures and Words



-ook Pictures and Words

nook

-ook Pictures and Words



-ook Pictures and Words

hook

-ook Pictures and Words



-ook Pictures and Words

book



book

ook Family Word Slide

—
ook
—



ook Family Word Slide
(Sound Blending)

Print on vellum, cut, and laminate for durability. Cut the top and bottom slits to the left of the rime chunk for the slide. Model proper use for students: blending to form and say new words.

b

br

c

cr

h

l








n

sh

t



What's it Worth? (ook)

			o 1	o 1	k 3	
						
						
						
						

o 1	o 1
o 1	o 1
o 1	o 1
o 1	o 1
k 3	k 3

s 4	h 4	c 5	h 4	r 6	b 4	c 5	k 3	k 3
--------	--------	--------	--------	--------	--------	--------	--------	--------

Say the name of each picture. Read the words and circle the word that names the picture. Write the word under the picture. Make a picture for the last two words. You may need to use the dictionary.



cook corn



boot book



look loon



hoot hook



short shook



crook croon

book

took



My ook Book



My ook Book



ook Family Stationery

book, brook, cook, crook, hook, look, nook,
shook, took, checkbook, mistook, notebook, outlook

Write sentences or a story with -ook words of your choice.

Handwriting practice lines consisting of solid top and bottom lines with a dashed middle line. There are five sets of these lines provided for writing.



_____ ook

_____ ook

_____ ook

_____ ook

_____ ook

_____ ook