



# The ose Family Set



Written by Cherry Carl  
Illustrated by Ron Leishman  
Images©Toonaday.com/Toonclipart.com



## ose Word Family List

ch**ose**

dis**pose**

cl**ose**

encl**ose**

h**ose**

ex**pose**

n**ose**

im**pose**

p**ose**

opp**ose**

pr**ose**

prop**ose**

r**ose**\*

sup**pose**

th**ose**

# Buried in the Sand!

(ose/oes)

(Tune: Oh, Where, Oh, Where Has My Little Dog Gone?)

Oh, where, oh, where has my body gone?

Oh, where, oh, where can it be?

All I see are my toes and my head and my nose,


so where can the rest of me be?

I'm covered with sand from my chin to my toes,


and it's starting to tickle my nose.

Achoo! Achoo! Such a great big sneeze!


It just uncovered my knees!



# Cut and Paste: ose



rose		hose	
pose		chose	
nose		hose	
propose		arose	



# Configuration Station: ose

--	--	--	--

--	--	--	--




--	--	--	--	--



## Word Bank

hose

rose

pose


chose


close

nose

arose

those





# Cloze the Gap! (ose)


Read the following sentences, saying the word "rose" when you come to a blank space. Use words from the *ose* family to fill in the blanks and make sense. Reread your sentences to double check your choices!

1. I gave my mom a \_\_\_\_\_ on Valentine's Day.
2. My sister \_\_\_\_\_ pancakes from the menu.
3. Don't forget to \_\_\_\_\_ the door behind you.
4. I \_\_\_\_\_ that we go to the lake instead of the woods.
5. Do you \_\_\_\_\_ that will be okay with everyone?
6. Where did you get \_\_\_\_\_ yummy cookies?
7. Mom likes to use the \_\_\_\_\_ to water her plants.
8. Dad has a bad cold and has to blow his \_\_\_\_\_ all the time!
9. My family always likes to \_\_\_\_\_ for pictures.
10. If you aren't in favor of something, you \_\_\_\_\_ it.

## Word Bank

those	chose	nose	rose	propose
close	oppose	hose	pose	suppose


# Definition Derby: ose



Read each -ose family word in the first column. Find the correct definition and write the matching letter next to the word (see sample). Write each word in a sentence.

Word		Sentence	Definition
1. rose	e	<i>Dad gave my mom a <u>rose</u> this morning.</i>	a. what we use to smell and breathe
2. hose			b. shut, seal; opposite of open
3. chose			c. to sit for photographs
4. oppose			d. opposite of these
5. nose			e. a sweet smelling flower
6. close			f. past tense of choose; selected
7. rose			g. past tense of arise
8. pose			h. be against; opposite of support
9. these			i. a long rubber tube used to carry water
10. arose			j. got higher

# Finish and Write: ose



Say the name of each picture. If the picture belongs in the -ose family and rhymes with **rose**, add -ose to finish writing the word.



h



ch



p



ex



n



ar



r




h



d




# X's and O's












A line drawing of a house with a large 'X' drawn over it, indicating it is to be crossed out.	A line drawing of a boy holding a rose, enclosed within a dashed circle, indicating it is to be circled.	A line drawing of a boy holding a hose and spraying water.
A line drawing of a dog holding a sign that says "NO TO CATS!".	A line drawing of a boy holding a volleyball.	A line drawing of a boy holding a hose.
A line drawing of a group of people standing together.	A line drawing of a boy sitting at a desk with a clock on the wall.	A line drawing of a boy holding a piece of paper.
A line drawing of a dog sitting in a bathtub with bubbles.	A line drawing of a boy with a comb and an alarm clock.	A line drawing of a deer.


Directions for teacher/parent: Students circle each picture that ends with the -ose rime. They make an x on each picture that does not end with the ose rime.

# More X's and O's



 <hr/> <hr/> <hr/>	 <hr/> <hr/> <hr/>	 <hr/> <hr/> <hr/>
 <hr/> <hr/> <hr/>	 <hr/> <hr/> <hr/>	 <hr/> <hr/> <hr/>
 <hr/> <hr/> <hr/>	 <hr/> <hr/> <hr/>	 <hr/> <hr/> <hr/>

Directions to teacher/parent: Students circle each picture that ends with the -ose rime and write the word in the box. If the picture does not end with the -ose rime, students make an x over the picture.



# Alphabet Avenue


Place the words below in alphabetical order.

1		7	
2		8	
3		9	
4		10	
5		11	
6		12	

## WORD BANK

rose      those      propose      chose      oppose      nose  
close      hose      arose      dispose      pose      suppose

# More Circle and Write



Say the name of each picture. Read the words and circle the word that names the picture. Write the word underneath the picture. Make a picture for the last word.



hose                  has

---

---

---



pose                  oppose

---

---

---



arose                  rice

---

---

---



post                  pose

---

---

---



propose                  pose

---

---

---



nice                  nose

---

---

---



host                  hose

---

---

---



cheese                  chose


---

---

---

close

# ose Word Search



c	h	o	s	e	z	o	v	n	b
l	o	w	u	f	g	p	u	o	y
o	s	b	p	r	o	p	o	s	e
s	e	v	p	y	f	o	w	e	z
e	u	w	o	p	o	s	e	b	u
z	r	o	s	e	r	e	f	v	y
b	y	f	e	g	u	i	d	g	w
t	h	o	s	e	a	r	o	s	e
d	i	s	p	o	s	e	b	z	v
w	v	z	b	e	x	p	o	s	e

hose

pose

nose

chose

close

oppose

suppose

those

rose

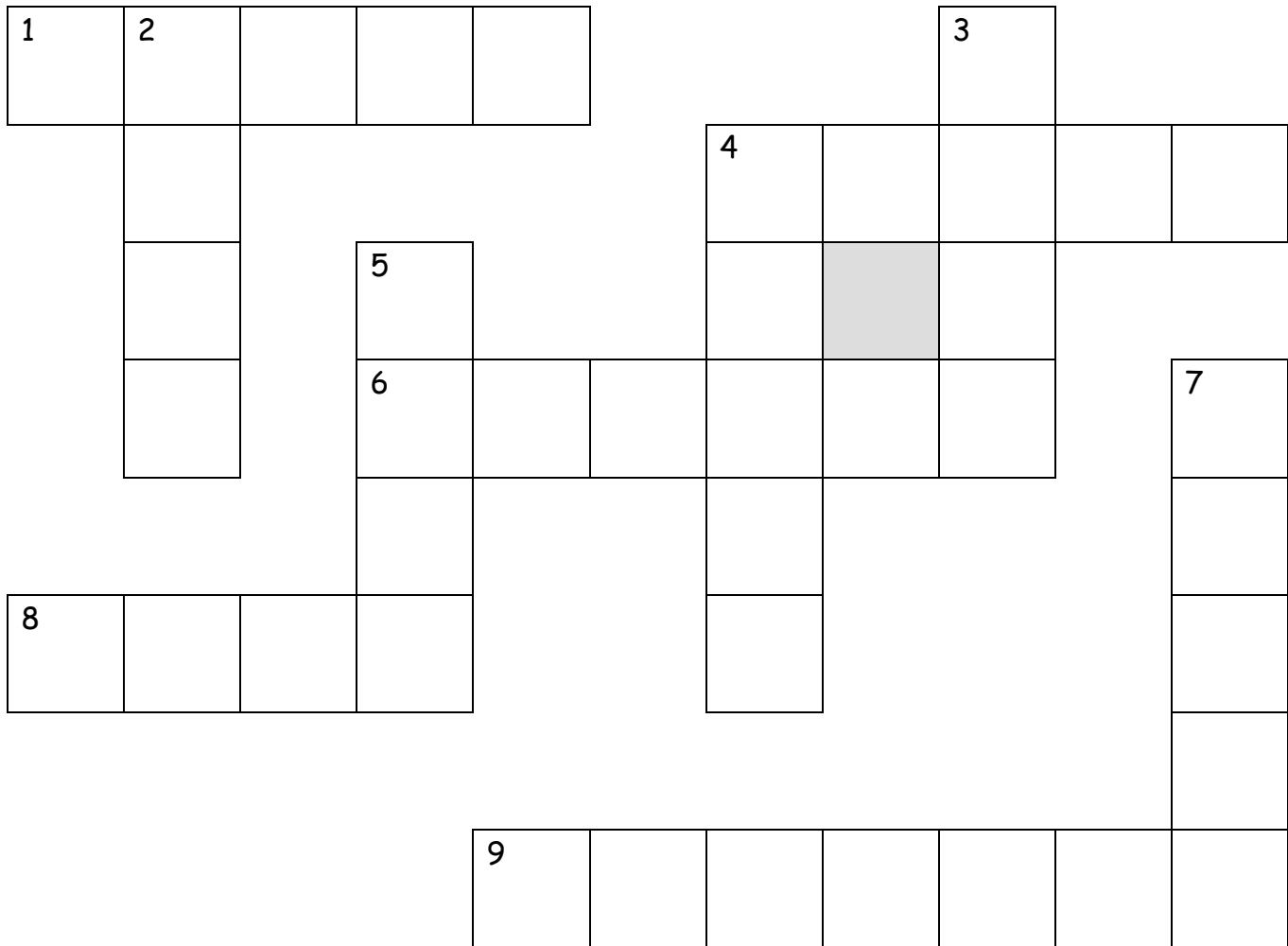

propose

arose

dispose

expose

# ose Crossword Puzzle



## Across

1. opposite of these
4. shut; opposite of open
6. be against something
8. sit for picture taking
9. ask to marry; suggest an idea

## Down

2. used for watering, garden tool
3. sweet smelling flower
4. past tense of choose
5. needed for breathing/smelling
7. got up; went higher

## Word Bank

pose

chose

arose

rose

hose

close


those

oppose

nose

propose

# ose See, Say, Spell and Write



\_\_\_\_\_

-----

\_\_\_\_\_



\_\_\_\_\_

-----

\_\_\_\_\_



\_\_\_\_\_

-----

\_\_\_\_\_



\_\_\_\_\_

-----

\_\_\_\_\_



\_\_\_\_\_

-----

\_\_\_\_\_


\_\_\_\_\_

-----

nose

\_\_\_\_\_

# Circle and Write: ose



Look at the picture in each box. Circle the word that matches the picture. Write the word on the lines.

1.



hose

has

\_\_\_\_\_

-----

\_\_\_\_\_

2.



ruse

arose

\_\_\_\_\_

-----

\_\_\_\_\_

3.



pose

prose

\_\_\_\_\_

-----

\_\_\_\_\_

4.



cheese

chose

\_\_\_\_\_

-----

\_\_\_\_\_

5.



propose

pose

\_\_\_\_\_


-----

\_\_\_\_\_



ose Partner Puzzles.

rose



pose



nose



hose



arose



chose



# Score With Scrabble!

SCORE


C <sub>3</sub>	H <sub>4</sub>	O <sub>1</sub>	S <sub>1</sub>	E <sub>1</sub>		
C <sub>3</sub>	L <sub>1</sub>	O <sub>1</sub>	S <sub>1</sub>	E <sub>1</sub>		
H <sub>4</sub>	O <sub>1</sub>	S <sub>1</sub>	E <sub>1</sub>			
N <sub>1</sub>	O <sub>1</sub>	S <sub>1</sub>	E <sub>1</sub>			
P <sub>3</sub>	O <sub>1</sub>	S <sub>1</sub>	E <sub>1</sub>			
P <sub>3</sub>	R <sub>1</sub>	O <sub>1</sub>	S <sub>1</sub>	E <sub>1</sub>		
R <sub>1</sub>	O <sub>1</sub>	S <sub>1</sub>	E <sub>1</sub>			
T <sub>1</sub>	H <sub>4</sub>	O <sub>1</sub>	S <sub>1</sub>	E <sub>1</sub>		
O <sub>1</sub>	P <sub>3</sub>	P <sub>3</sub>	O <sub>1</sub>	S <sub>1</sub>	E <sub>1</sub>	
P <sub>3</sub>	R <sub>1</sub>	O <sub>1</sub>	P <sub>3</sub>	O <sub>1</sub>	S <sub>1</sub>	E <sub>1</sub>
S <sub>1</sub>	U <sub>1</sub>	P <sub>3</sub>	P <sub>3</sub>	O <sub>1</sub>	S <sub>1</sub>	E <sub>1</sub>

# ose Family Word Slide

\_\_\_\_\_

ose

\_\_\_\_\_



ose Family Word Slide  
(Sound Blending)


Print on vellum, cut, and laminate for durability. Cut the top and bottom slits to the left of the rime chunk for the slide. Model proper use for students: blending to form and say new words.

ch

cl

h


n



p

r

ar



hose



hose



hose



pose



nose



nose




close (d)




close



propose



rose



arose



chose



oppose





# ose Word and Pictures for Sorts

-ose Pictures and Words



-ose Pictures and Words

hose

-ose Pictures and Words



hose

-ose Pictures and Words



-ose Pictures and Words

hose

-ose Pictures and Words



-ose Pictures and Words

pose

# ose Word and Pictures for Sorts


-ose Pictures and Words



-ose Pictures and Words

nose


-ose Pictures and Words



-ose Pictures and Words

nose

-ose Pictures and Words



-ose Pictures and Words

rose

-ose Pictures and Words



-ose Pictures and Words

hose

# ose Word and Pictures for Sorts

-ose Pictures and Words



-ose Pictures and Words

# oppose

-ose Pictures and Words



-ose Pictures and Words

# propose

-ose Pictures and Words



-ose Pictures and Words





# close(d)

-ose Pictures and Words



-ose Pictures and Words

# arose



\_\_\_\_\_ ose

\_\_\_\_\_ ose






\_\_\_\_\_ ose

\_\_\_\_\_ ose

\_\_\_\_\_ ose


\_\_\_\_\_ ose

# What's it Worth? (ose)

			o 1	s 2	e p	
						
						
						
						

o 1	o 1
o 1	o 1
s 2	s 2
s 2	s 3
e 3	e 3
e 3	e 3

n 5	h 5	p 6	a 5	r 4	r 4
--------	--------	--------	--------	--------	--------




## ose Stationery


chose, close, hose, nose, rose, those, arose,  
expose, impose, oppose, propose, suppose

Write sentences or a story with -ose words of your choice.

Handwriting practice lines consisting of solid top and bottom lines with a dashed middle line. There are five sets of these lines provided for writing.



My ose Book



My ose Book