

Name _____

Read the story. Read it again. Can you find the special words in the story? Count the number of times that you see each special word and write it next to the word on the following page.

Cinnamon Rolls for Breakfast!

My husband grew up on a large farm in North Dakota, and one of his best memories is the smell of warm cinnamon rolls or sticky buns, fresh from the oven. His mother usually baked a full pan of cinnamon rolls one day and a full pan of sticky buns the next. When they were done, Norman and his brother, Michael, ate at least half of those nice warm rolls after breakfast every morning. They ate the rest of them at four o'clock for an afternoon snack when they were outside working on the farm!

Baking cinnamon rolls doesn't sound like a hard thing to do, does it? You've probably watched your mother make them from scratch, rolling out the dough and popping them into the warm oven to bake. Maybe your mother bakes the ones that you can buy in a can at the grocery store. Those are easy to make, right? Just take them out of the can, put them on a cookie sheet and bake them until they're done!

Norman's mother didn't have an easy time of baking cinnamon rolls for her family. I've often wondered why since she went to college and studied nutrition. I thought that it would be easy for her to bake anything. Why was it so hard for her? She had to bake and cook everything in a wood burning stove and there weren't any packaged mixes! There was no gas or electricity to run it! I can't imagine trying to get the temperature just right for baking those cinnamon rolls! It's almost like the Goldilock's porridge rule: not too hot, not too cold, but just right!

I've looked for the perfect recipe for cinnamon rolls, sticky buns, and German kuchen for more than twenty-five years. Nothing has ever matched the warm smell and taste of those baked goodies that came out of a wood burning stove! However, I have found two recipes that come close. One is from Germany and works for the mom who really likes to bake and the other one is from Norway and is pretty easy to put together.

Have I made you hungry for warm and tasty cinnamon rolls?

warm _____ ate _____ full _____ those _____ done _____

Draw a picture of your favorite part of the story.



Fill in the Blanks

Read each sentence below. Circle the missing word and write it in the space.

1. Mrs. Carl baked _____ cinnamon rolls or sticky buns.

worm warm

2. Her boys _____ and ate until they were _____.

eat ate full fail

3. They couldn't wait until _____ rolls were _____.

those them do done

Yes or No?

- | | | |
|--|-----|----|
| 1. Did Mr. Carl grow up in the city? | yes | no |
| 2. Was his mother a good baker? | yes | no |
| 3. Are cinnamon rolls good for a snack? | yes | no |
| 4. Does the author make cinnamon rolls, too? | yes | no |
| 5. Did Norman's mother have a gas stove? | yes | no |

It's a Match!

Draw a line to connect the naming part of the sentence with the action part of the sentence. Read them to yourself to make sure that they make sense. The first one is done for you.

- | | |
|--------------------|--|
| My husband | ate the rest of them for a snack. |
| His mother | grew up on a large farm. |
| He and his brother | couldn't be too hot or too cold. |
| They | baked cinnamon rolls and sticky buns. |
| Mrs. Carl | ate half of those buns in the morning. |
| The oven | had to cook on a wood burning stove. |




Where did Mr. Carl grow up?

What did his mother bake every morning?

What kind of stove did she use?

What time did the boys have a snack?

Do you like cinnamon rolls?

	yes			no	4:00
--	-----	---	--	----	------