

"Jiffy" Person


(Autobiographical, Biographical Sketch, Retelling)

Materials:

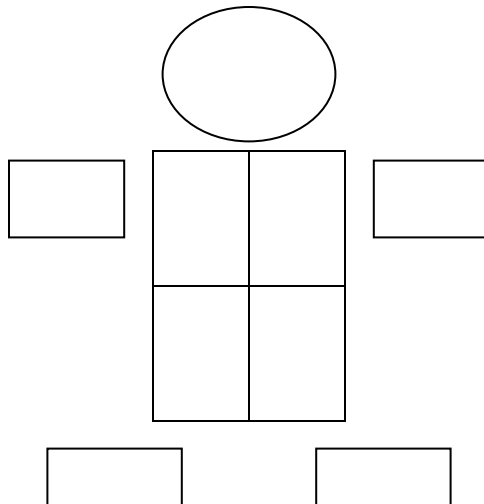
12 x 18 construction paper
scissors, glue
yarn/fabric/buttons
markers

Instructions:

Fold a 12 x 18 sheet of construction paper into 8 pieces.
Cut off bottom two corners and save.




Fold upper flaps to form front of body. Glue on bottom corners for arms. Add head, hands, and feet. Add features and details to depict character from story, biographical sketch, etc. Place typed, written work inside jacket flap. Display for others to read and enjoy. I like to have kids write 12 interesting facts about themselves inside.



Please note that this is an adaptation from a teacher resource book that I saw years ago. I'd like to give credit, but I can't remember where I saw it! Anyone know the source?

"Jiffy" Person

Sample from Charlotte's Web





Scarecrow Jiffy Person
Add scarecrow poems,
songs, and/or stories
inside the front flap of
his overalls.