














# Busy Bees Number Order



Directions:


These little bees are looking for their hive! Reproduce the materials on card stock and laminate for durability. Attach the label above to the folder or envelope that will store the materials. Children arrange the bees on the work mat in correct number order (counting by 1s, 2s, 5s and 10s).











# Busy Bees