

# The in Family Set



Written by Cherry Carl  
Illustrated by Ron Leishman  
Images©Toonaday.com/Toonclipart.com



## -in Word Family List

bin

chin

din

fin

grin

in

kin

pin

shin

sin

skin

spin

thin

tin

win

begin


within

violin\*

# Cut and Paste: in



violin		twin	
bin		pin	
fin		thin	
grin		win	



# See, Say, Spell and Write



Handwriting practice lines consisting of a solid top line, a dashed middle line, and a solid bottom line.



Handwriting practice lines consisting of a solid top line, a dashed middle line, and a solid bottom line.



Handwriting practice lines consisting of a solid top line, a dashed middle line, and a solid bottom line.



Handwriting practice lines consisting of a solid top line, a dashed middle line, and a solid bottom line.



Handwriting practice lines consisting of a solid top line, a dashed middle line, and a solid bottom line.

thin

# Finish and Write: in



Say the name of each picture. If the picture belongs in the -in family and rhymes with violin, add -in to finish writing the word.



w



ch



p



th



tw



sp



b



s



f

# Circle and Write: in



Look at the picture in each box. Circle the word that matches the picture. Write the word on the lines.

1.



pin  
pen

---

---

---

2.



fan  
fin

---

---

---

3.



win  
wind

---

---

---

4.



two  
twin

---

---

---

5.



been  
bin

---

---

---










# X's and O's




Directions for teacher/parent: Students circle each picture that ends with the *-in* rime. They make an x on each picture that does not end with the *-in* rime.

# More X's and O's



 _____ ----- _____	 _____ ----- _____	 _____ ----- _____
 _____ ----- _____	 _____ ----- _____	 _____ ----- _____
 _____ ----- _____	 _____ ----- _____	 _____ ----- _____

Directions to teacher/parent: Students circle each picture that ends with the *-in* rime and write the word in the box. If the picture does not end with the *-in* rime, students make an x over the picture.





# Cloze the Gap! (in)

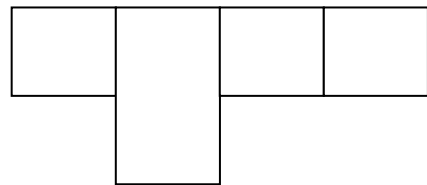
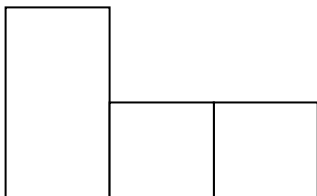
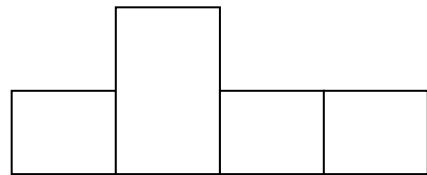
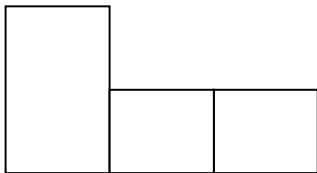
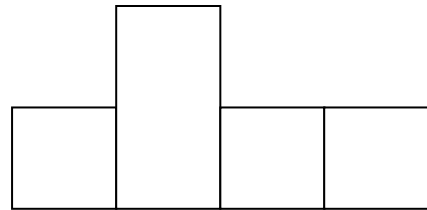
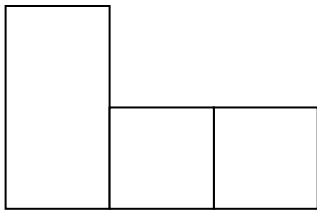
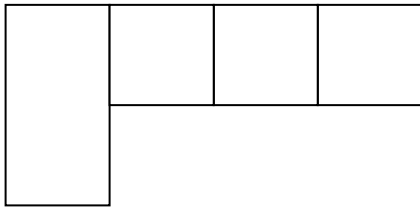
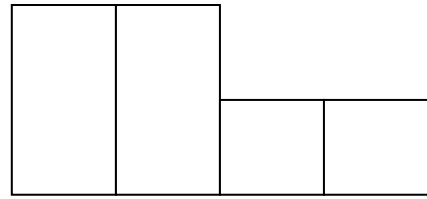
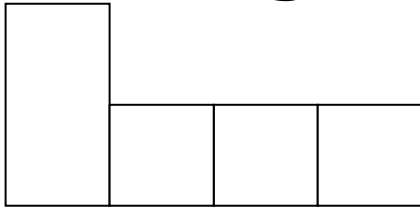
Read the following sentences, saying the word "violin" when you come to a blank space. Use words from the *in* family to fill in the blanks and make sense. Reread your sentences to double check your choices!

1. The word "been" sounds like the word "\_\_\_\_\_."
2. Thick is the opposite of the word \_\_\_\_\_.
3. Mrs. Carl has \_\_\_\_\_ granddaughters.
4. Did you see the shark \_\_\_\_\_ in the water?
5. My brother had a silly \_\_\_\_\_ on his face.
6. She kicked the ball to \_\_\_\_\_ the soccer game!
7. My dad has a short beard on his \_\_\_\_\_.
8. It's time for school to \_\_\_\_\_.
9. \_\_\_\_\_ your nametag on your shirt.
10. Charlotte could \_\_\_\_\_ amazing webs!
11. Some food comes in a \_\_\_\_\_ can.
12. Is it hard to play the \_\_\_\_\_?

## Word Bank

twin	pin	bin	win	grin
violin	tin	fin	spin	chin
begin	thin			

# Configuration Station (in)



## Word Bank

bin

skin

win

tin

fin

grin

twin


thin

chin

spin



# Crossword Puzzle: in



## Across

1. twist or turn
2. start
4. identical; alike
5. opposite of lose
7. bottom part of the face
8. family or relatives

## Down

1. covering of the body
2. storage container
3. big smile
4. soft metal; can
6. opposite of thick

## Word Bank

begin	skin	tin	chin	bin	spin
win	grin	twin	thin	kin	

# in Word Search



s	p	i	n	a	s	h	i	n	e
k	e	o	d	g	i	z	x	v	a
i	a	t	h	i	n	e	o	g	d
n	e	i	z	x	a	y	v	r	g
d	o	n	v	p	b	e	g	i	n
a	g	x	e	f	i	n	d	n	z
t	w	i	n	y	n	o	c	v	a
v	i	z	a	d	g	y	h	x	e
i	n	e	o	x	z	a	i	d	v
a	d	w	i	t	h	i	n	x	o

thin  
spin  
grin

shin  
bin  
fin

twin  
win  
in

skin  
sin  
within

tin  
begin  
chin

# Score With Scrabble!



SCORE

B <sub>3</sub>	I <sub>1</sub>	N <sub>1</sub>			
C <sub>3</sub>	H <sub>4</sub>	I <sub>1</sub>	N <sub>1</sub>		
F <sub>4</sub>	I <sub>1</sub>	N <sub>1</sub>			
G <sub>2</sub>	R <sub>1</sub>	I <sub>1</sub>	N <sub>1</sub>		
K <sub>5</sub>	I <sub>1</sub>	N <sub>1</sub>			
P <sub>3</sub>	I <sub>1</sub>	N <sub>1</sub>			
S <sub>1</sub>	H <sub>4</sub>	I <sub>1</sub>	N <sub>1</sub>		
S <sub>1</sub>	K <sub>5</sub>	I <sub>1</sub>	N <sub>1</sub>		
S <sub>1</sub>	P <sub>3</sub>	I <sub>1</sub>	N <sub>1</sub>		
T <sub>1</sub>	H <sub>4</sub>	I <sub>1</sub>	N <sub>1</sub>		
T <sub>1</sub>	W <sub>4</sub>	I <sub>1</sub>	N <sub>1</sub>		
V <sub>4</sub>	I <sub>1</sub>	O <sub>1</sub>	L <sub>1</sub>	I <sub>1</sub>	N <sub>1</sub>



# Alphabet Avenue

Place the words below in alphabetical order.

1		7	
2		8	
3		9	
4		10	
5		11	
6		12	

**WORD BANK**

twin	bin	spin	chin	tin	shin
skin	grin	win	pin	begin	thin

# More Circle and Write



Say the name of each picture. Read the words and circle the word that names the picture. Write the word under the picture. Make a picture for the last 2 words.



fin fun

---

---

---



then thin

---

---

---



pin pan

---

---

---



bun bin

---

---

---



twine twin

---

---

---



grin grind

---

---

---



win when

---

---

---


spin

chin

in Partner Puzzles



pin



bin




win



grin



twin



thin





fin



grin



thin



thin




bin



win




twin



violin



pin



tin



spin



# in Words and Pictures for Sorts and Stuff

-in Pictures and Words



-in Pictures and Words

win

-in Pictures and Words



-in Pictures and Words

win


-in Pictures and Words



-in Pictures and Words

bin

-in Pictures and Words



-in Pictures and Words

twin

# in Words and Pictures for Sorts and Stuff

-in Pictures and Words



-in Pictures and Words

thin

-in Pictures and Words



-in Pictures and Words

fin


-in Pictures and Words



-in Pictures and Words

grin

-in Pictures and Words



-in Pictures and Words

pin

# in Words and Pictures for Sorts and Stuff

-in Pictures and Words



-in Pictures and Words

# spin

-in Pictures and Words



-in Pictures and Words

# violin

-in Pictures and Words



-in Pictures and Words

# tin

# in Family Word Slide

\_\_\_\_\_ in \_\_\_\_\_



in Family Word Slide  
(Sound Blending)

Print on vellum, cut, and laminate for durability. Cut the top and bottom slits to the left of the rime chunk for the slide. Model proper use for students: blending to form and say new words.

b

ch

d

f

gr

k



p

sh

s

sk

sp

th



t

tw






w





# What's it Worth? (in)

(cut, spell, glue)

			i 1	n 2	
					
					
					
					

i  
1

i  
1

i  
1

i  
1

n  
2

n  
2

n  
2

n  
2

f  
3

g  
2

w  
4

w  
5

r  
4

p  
6

t  
5



My in Book



My in Book





\_\_\_\_\_ in

\_\_\_\_\_ in

\_\_\_\_\_ in

\_\_\_\_\_ in

\_\_\_\_\_ in

\_\_\_\_\_ in