

The eat Family



by Cherry Carl
Artwork: www.toonclipart.com



eat Word Family List

beat

meat

defeat

bleat

neat

repeat

cheat

peat

retreat

cleat

pleat

eat

seat

feat

treat*

heat

wheat

Munchy Carrots

(Tune: London Bridge)

by Cherry Carl

Munchy carrots, what a **treat!**

Munchy carrots, orange and sweet,

Munchy carrots for my lunch,

Munchy carrots . . . crunch, crunch, crunch!

Munchy carrots, what a **treat!**

That is all I want to **eat.**

Munchy carrots, sweet, sweet, sweet!

Munchy carrots can't be **beat!**




Trick or Treat?

(eat)

(Tune: The Mulberry Bush)

October's here. I think I'll die!
Mom made my costume? Why, oh, why?
She said she'd made a perfect bunny,
but don't you think I'd look too funny?
She said she made it on the double
with just a little bit of trouble.
Does someone out there want to trade
for a pirate costume their mom made?
Maybe just a ghosty sheet?
Would that be a trick or treat?
I think that I will stay right here
and wait for treats another year!




Name _____



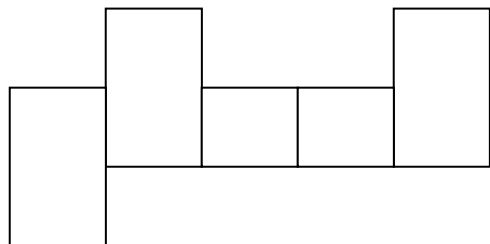
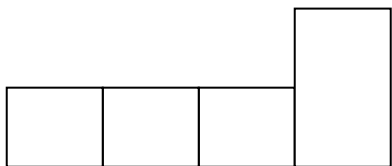



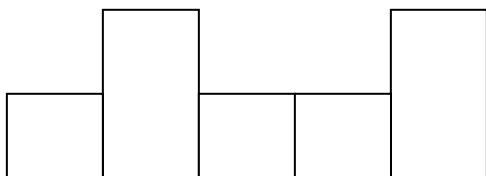
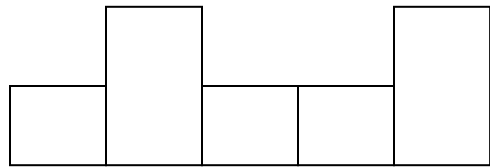
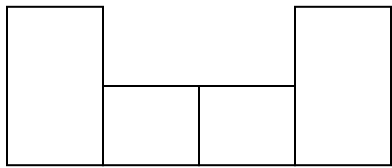
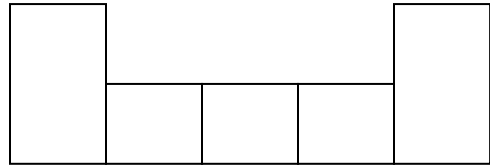
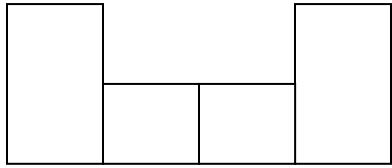
Cut and Paste: eat

cheat		heat	
eat		seat	
treat		meat	
beat		cleat	



Name _____

Configuration Station: eat



Word Bank			
pleat	treat	feat	neat
wheat	seat	beat	meat
	heat	cheat	



Name _____



Look at the picture in each box. Circle the word that matches the picture. Write the word on the lines.

1.



cheat
chat

2.



met
meat

3.




treat
trot

4.



heat
hate

5.



bait
beat

Name _____



Say the name of each picture. If the picture belongs in the -eat family and rhymes with **eat**, add -eat to finish writing the word.



m



ch



tr



s



sk




h



k



tr



b



Cloze the Gap: eat

Read the following sentences, saying the word "treat" when you come to a blank space. Use words from the -eat family to fill in the blanks and make sense. Reread your sentences to double check your choices! Some words may be used twice!

1. I helped my mom _____ the eggs for the cake.
2. We had milk and cookies after school for a _____.
3. My teacher told me that my handwriting is very _____.
4. Mom, will you _____ the milk for the hot chocolate?
5. Grandpa always wants _____ and potatoes for dinner.
6. _____ bread is good for you.
7. Would you _____ the directions?
8. The bus driver said to take a _____.
9. Do I have to _____ my peas, Mom?
10. Will you trick-or-_____ on Halloween?
11. A fold in a skirt is called a _____.
12. Dad, who's going to sit in the _____ ?

Word Bank

beat repeat neat eat treat pleat
wheat seat treat meat heat backseat

X's and O's












A cartoon crab with a large 'X' drawn over it, indicating it does not end in the '-eat' rime.	A cartoon pig wearing a chef's hat and apron, holding a spoon, enclosed in a dashed circle, indicating it ends in the '-eat' rime.	A cartoon man playing a large drum with a mallet.
A cartoon man in a suit holding a sword.	A cartoon man holding a picture frame.	A cartoon man holding a test tube.
A cartoon man holding a microphone, with two other people in the background.	A cartoon man holding a sandwich.	A cartoon boy kicking a soccer ball.
A cartoon man holding a sign that says "YOUR NAME HERE".	A cartoon witch holding a broom.	A cartoon man standing next to a door.

Directions for teacher/parent: Students circle each picture that ends with the -eat rime. They make an x on each picture that does not end with the eat rime.

More X's and O's



 _____ ----- _____	 _____ ----- _____	 _____ ----- _____
 _____ ----- _____	 _____ ----- _____	 _____ ----- _____
 _____ ----- _____	 _____ ----- _____	 _____ ----- _____

Directions to teacher/parent: Students circle each picture that ends with the *-eat* rime and write the word in the box. If the picture does not end with the *-eat* rime, students make an x over the picture.

Name _____



Say the name of each picture. Read the words and circle the word that names the picture. Write the word underneath the picture. Make a picture for the last two words. You may need to use the dictionary.



eat meet




treat wheat



heat here



beet beat



seat sheet



treat trick



cheer cheat



meat meet

neat



Alphabet Avenue

Place the words below in alphabetical order.

1.	_____	7.	_____
	-----		-----
	_____		_____
2.	_____	8.	_____
	-----		-----
	_____		_____
3.	_____	9.	_____
	-----		-----
	_____		_____
4.	_____	10.	_____
	-----		-----
	_____		_____
5.	_____	11.	_____
	-----		-----
	_____		_____
6.	_____	12.	_____
	-----		-----
	_____		_____

WORD BANK

meat

bleat

feat

seat

neat

cheat

eat

wheat

heat

treat

beat

pleat

eat Word Search



b	l	e	a	t	v	x	q	z	g
e	g	a	x	r	e	p	e	a	t
a	z	t	q	e	y	l	g	v	x
t	v	u	g	a	n	e	a	t	z
g	s	e	a	t	v	a	d	q	c
v	y	z	r	q	o	t	e	g	h
w	h	e	a	t	g	x	f	v	e
x	e	g	u	v	z	q	e	y	e
z	a	q	x	c	l	e	a	t	t
y	t	v	i	m	e	a	t	x	g

bleat
pleat
beat

eat
treat
repeat

seat
neat
defeat

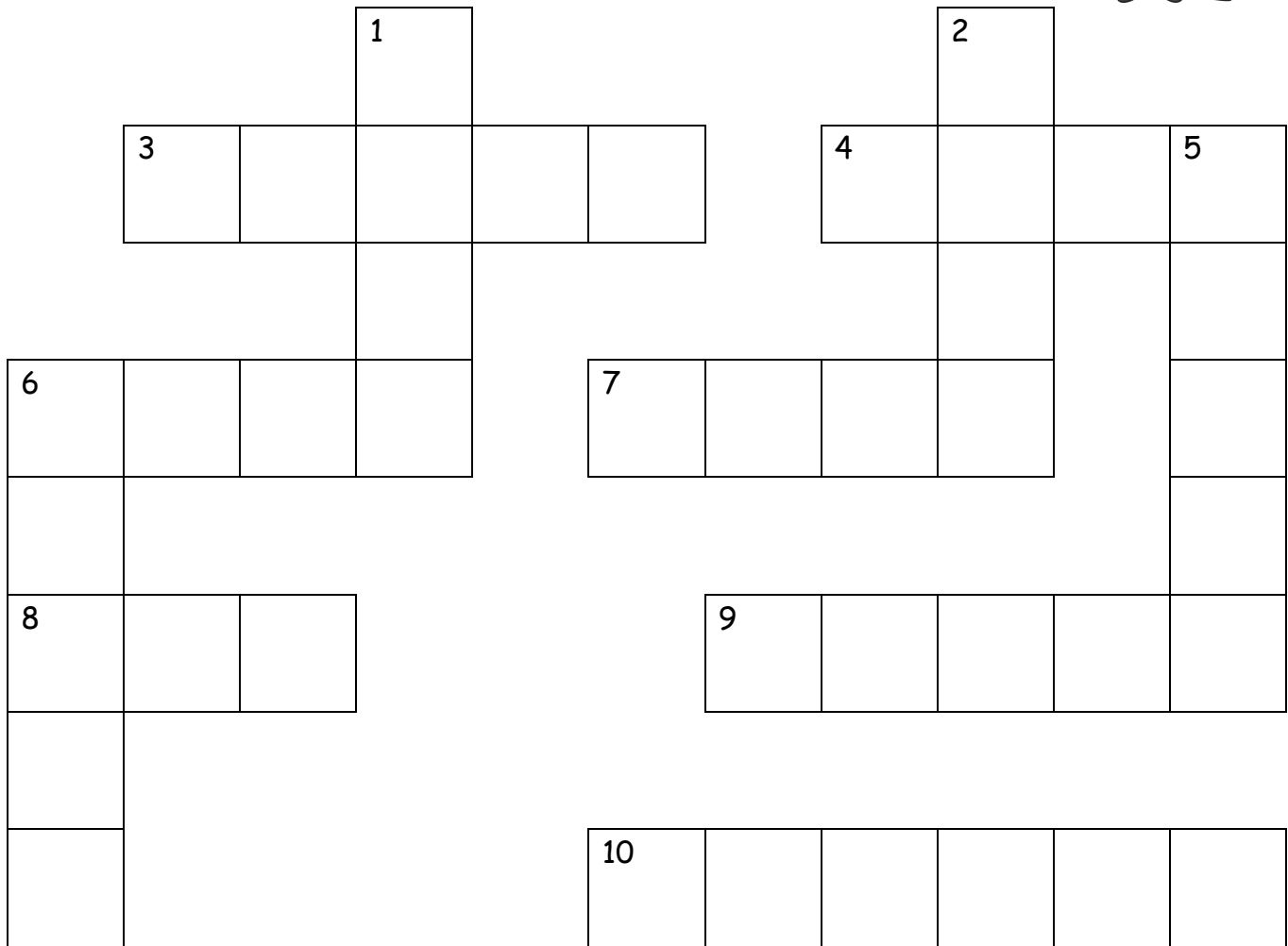
wheat
cheat
cleat

heat
meat

Name _____



eat Crossword Puzzle



Across

- 3. to act dishonestly
- 4. to warm up food
- 6. to defeat or outdo in a game
- 7. tidy or clean
- 8. to have a meal
- 9. a grain used to make flour
- 10. to do or say again

Down

- 1. the homophone for *meet*
- 2. something to sit on
- 5. a special snack or gift
- 6. the sound of a sheep or a goat

Word Bank

meat	heat	cheat	repeat	eat	bleat
seat	wheat	neat	treat	beat	

Suffix City


The eat Family

Look at the root words on the left.

Use your magnetic letters to add -s, -ed, and -ing to make new words.

Write the new words in the boxes below. One word has an irregular past tense.

Root Word	-s	-ed	-ing
beat			
defeat			
heat			
treat			
repeat			



I'm doing my job. I am heating things up for Mother Earth!

Cloze the Gap: The eat Family

Use your eat Suffix City worksheet to help you fill in the blanks below.

1. I am _____ the eggs for Dad's birthday cake.
2. Mom _____ my brother's bottle of milk.
3. The knights of the castle _____ the invaders.
4. My baseball team _____ the Cubs every year.
5. The doctor _____ my brother's cut in the emergency room.
6. The afternoon sun _____ the playroom.
7. Grandpa _____ my brother and I to a movie every Saturday.
8. Dad doesn't like _____ himself when he tell us something.
9. The hikers were _____ their cold hands over our campfire.
10. When we go out, I am _____ you to an ice cream soda.
11. The teacher _____ the directions before the test.
12. My new CD player _____ the music unless you turn it off.



Eating popsicles is a
real treat in the
summer! It beats the
heat!

eat Family Handwriting Practice

Name: _____

Directions: Trace over the letters in each sentence and then write it yourself in the space below. Draw a picture for each sentence on the back of your paper.

We are going to trick or treat.

Our feet take us down the street.

We are wearing silly sheets.

Won't you give us sweets to eat?

Score With Scrabble!

SCORE

E ₁	A ₁	T ₁			
B ₃	E ₁	A ₁	T ₁		
C ₃	H ₄	E ₁	A ₁	T ₁	
W ₄	H ₄	E ₁	A ₁	T ₁	
H ₄	E ₁	A ₁	T ₁		
S ₁	E ₁	A ₁	T ₁		
N ₁	E ₁	A ₁	T ₁		
C ₃	L ₁	E ₁	A ₁	T ₁	
R ₁	E ₁	P ₃	E ₁	A ₁	T ₁
T ₁	R ₁	E ₁	A ₁	T ₁	
M ₃	E ₁	A ₁	T ₁		
Total					

eat Partner Puzzle

meat



beat



heat




treat



cheat



seat



Name _____

eat See, Say, Spell and Write











neat




-eat penny push





-eat penny push





Take a Seat!
My -eat Book

eat Shape Book

Directions: Duplicate one seat shape book for each child in the group. Staple several sheets of white bond behind the *seat* shape and staple on the left. Allow children time to draw pictures of things that end with the *eat* chunk. Children may dictate picture labels to the teacher/aide or make attempts to write their own. The teacher can write the correctly spelled under the child's invented spelling. Add the completed book to each child's collection of familiar reading.

eat Family Word Slide

_____ eat _____



eat Family Word Slide
(Sound Blending)

Print on vellum, cut, and laminate for durability. Cut the top and bottom slits to the left of the rime chunk for the slide. Model proper use for students: blending to form and say new words.

b

bl

ch

cl

f

h

m



n

pl

s

tr

wh



eat Stationery

beat, bleat, cheat, eat, feat, heat, meat, neat,
pleat, seat, treat, wheat, trick-or-treat

Write sentences or a story with -eat words of your choice.

Handwriting practice lines consisting of solid top and bottom lines with a dashed midline, repeated 10 times for writing.

beat



cheat



cleat



eat



f **eat**




h **eat**



m **eat**



s **eat**



treat



treat



defeat



beat



eat Words and Pictures for Sorts

-eat Words and Pictures



-eat Words and Pictures

treat


-eat Words and Pictures



-eat Words and Pictures

treat

-eat Words and Pictures



-eat Words and Pictures

seat

-eat Words and Pictures



-eat Words and Pictures

eat

eat Words and Pictures for Sorts

-eat Words and Pictures



-eat Words and Pictures

beat

-eat Words and Pictures



-eat Words and Pictures

beat

-eat Words and Pictures



-eat Words and Pictures

cheat

-eat Words and Pictures



-eat Words and Pictures

meat

eat Words and Pictures for Sorts

-eat Words and Pictures



-eat Words and Pictures

heat

-eat Words and Pictures



-eat Words and Pictures

defeat

-eat Words and Pictures



-eat Words and Pictures

feat

-eat Words and Pictures



-eat Words and Pictures

cleat



_____ eat

_____ eat

_____ eat

_____ eat

_____ eat

_____ eat



-eat family

____eat ____eat

____eat ____eat

____eat ____eat

____eat ____eat



-eat family

____eat ____eat

____eat ____eat

____eat ____eat

____eat ____eat



My eat Book



My eat Book

What's it Worth? (eat)

(cut, spell, glue)



A cartoon illustration of three people sitting at a table, eating. One person is holding a fork and knife, another is holding a spoon.			e 1	a 2	t 3	
A cartoon illustration of a person with a long nose eating a long, thin object, possibly a hot dog or a sandwich.						
A cartoon illustration of a person with a long nose drinking from a glass with a straw.						
A cartoon illustration of a person playing a large drum with a mallet.						
A cartoon illustration of a person cooking at a stove, holding a fork and a plate of food.						

